

*Oracle Fusion Middleware 11gR1:
Web Tier Utilities(11.1.1.6.0)
certification with SUSE Linux
Enterprise Server 11 SP2 (GM) -
x86_64*

(SUSE ISV Engineering Team: Chen Wu)

Table of Contents

Introduction.....	3
Hardware and Software Requirements.....	3
Hardware Requirements.....	3
Software Requirements.....	3
Testing Machine Information.....	4
Prerequisites.....	6
SUSE Linux Enterprise Server Installation.....	6
Java Installation.....	24
WebLogic Server Installation.....	25
SOA Installation.....	30
Web Tier Utilities Installation.....	39
Web Tier Utilities Post-install Sanity Tests	49
Defect 1.....	62
Appendix	64
A. List of System RPMs.....	64

Introduction

This documentation provides the details for validate Oracle Fusion Middleware 11gR1 WebTier(11.1.1.6.0) & WebLogic Server 10.3.6 on SLES 11 SP2 OS. Here, x86_64 version of both Oracle WebTier Utilities and SUSE Linux Enterprise Server is used. Similar steps applies to other platforms(x86, ia64, etc.). If you encounter any problem or have general question, please post your query to suse-oracle@listx.novell.com.

(**Note:** The oracle official product documentation available at:

<http://www.oracle.com/technetwork/middleware/docs/middleware-093940.html>)

Hardware and Software Requirements

Hardware Requirements

Requirement	Minimum
CPU	Pentium* III 500 MHz or higher proces
RAM	1024 MB
Swap space	Approx. twice the size of RAM
Disk space in /tmp	1024 MB
Disk space for software files	4 GB
Disk space for database files	1.7 GB
Display resolution	800 x 600

Software Requirements

SuSE

- SUSE Linux Enterprise Server 11 Service Pack 2 GM (x86_64)
(<http://download.suse.de/install>)

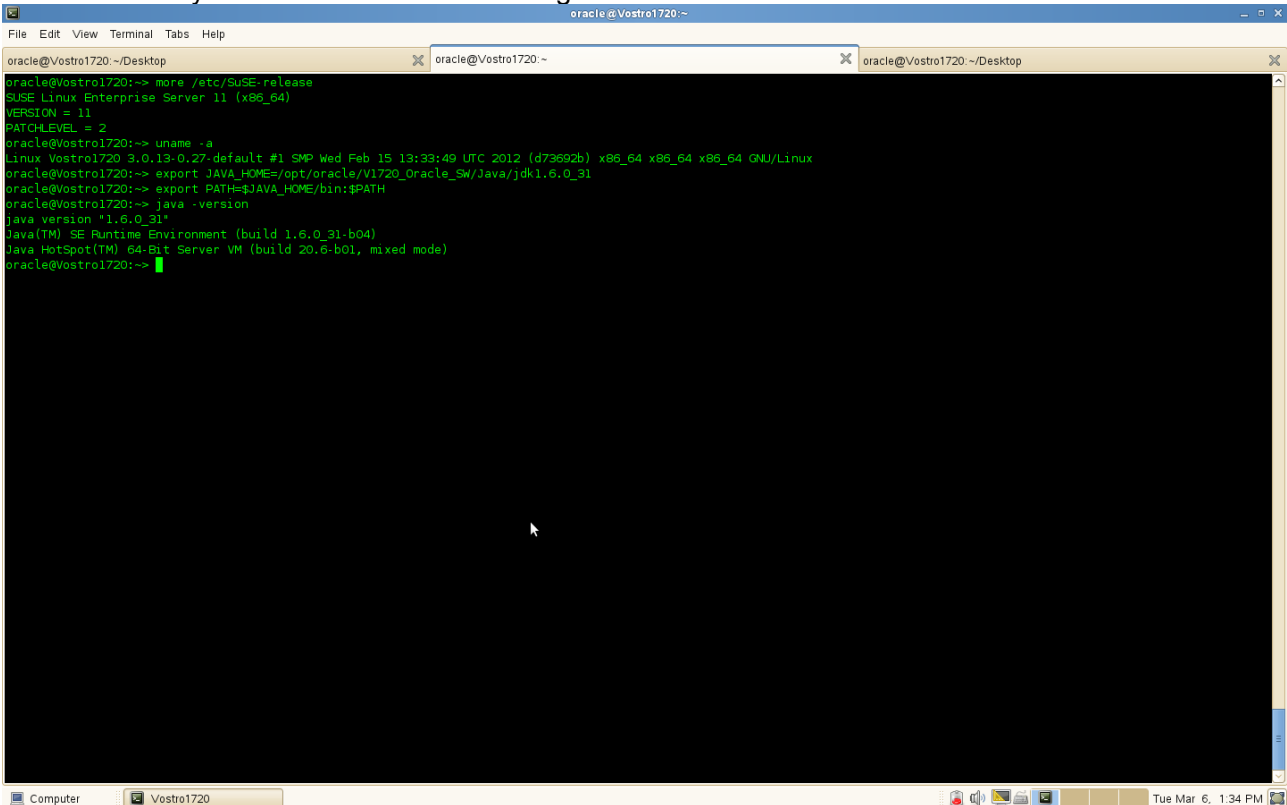
Oracle

- jdk-6u31-linux-x64
(<http://www.oracle.com/technetwork/java/javase/downloads/index.html>)
- WebLogic Server 10.3.6 (Generic installer)
(<http://www.oracle.com/technetwork/middleware/downloads/fmw-11-download-092893.html>)
- SOA_Suite_11g_Patch_Set_5_11.1.1.6.0 (x86_64)
(<http://www.oracle.com/technetwork/middleware/downloads/fmw-11-download-092893.html>)
- Web Tier Utilities Patch_Set_5_11.1.1.6.0 (x86_64)
(<http://www.oracle.com/technetwork/middleware/downloads/fmw-11-download-092893.html>)

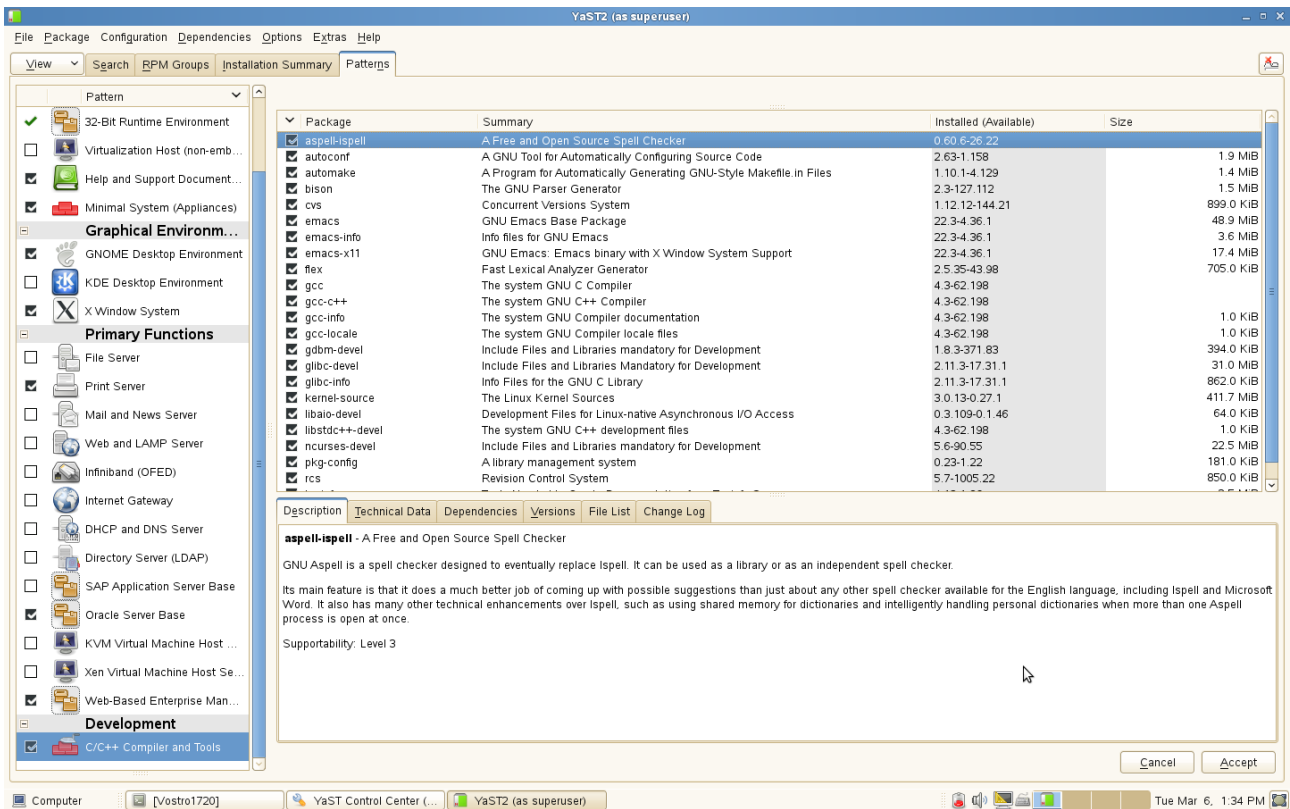
Testing Machine Information

Dell Vostro 1720 Laptop
CPU: Intel(R) Core(TM) 2 Duo CPU T5870@2.00GHz
Memory: 4GB
Hard Disk: 160GB
OS: SUSE Linux Enterprise Server 11 SP2 GM(x86_64)
Java: Oracle jdk-6u31-linux-x64

Screenshot: System information from Testing Machine



```
oracle@Vostro1720:~/Desktop
File Edit View Terminal Tabs Help
oracle@Vostro1720:~/Desktop
oracle@Vostro1720:~/Desktop
oracle@Vostro1720:~/Desktop
oracle@Vostro1720:~> more /etc/SuSE-release
SUSE Linux Enterprise Server 11 (x86_64)
VERSION = 11
PATCHLEVEL = 2
oracle@Vostro1720:~> uname -a
Linux Vostro1720 3.0.13-0.27-default #1 SMP Wed Feb 15 13:33:49 UTC 2012 (d73692b) x86_64 x86_64 x86_64 GNU/Linux
oracle@Vostro1720:~> export JAVA_HOME=/opt/oracle/V1720_Oracle_SW/Java/jdk1.6.0_31
oracle@Vostro1720:~> export PATH=$JAVA_HOME/bin:$PATH
oracle@Vostro1720:~> java -version
java version "1.6.0_31"
Java(TM) SE Runtime Environment (build 1.6.0_31-b04)
Java HotSpot(TM) 64-Bit Server VM (build 20.6-b01, mixed mode)
oracle@Vostro1720:~>
```

(Note: If "Oracle Server Base" as an additional installation with OS. Please make sure the following files not be present.

```
# mv /etc/profile.d/oracle.csh /etc/profile.d/oracle.csh.bak
# mv /etc/profile.d/oracle.sh /etc/profile.d/oracle.sh.bak
# mv /etc/profile.d/alljava.csh /etc/profile.d/alljava.csh.bak
# mv /etc/profile.d/alljava.sh /etc/profile.d/alljava.sh.bak
)
```

Prerequisites

1. SUSE Linux Enterprise Server Installation

Use these instructions if there is no existing Linux system on your machine, or if you want to replace an existing Linux system.

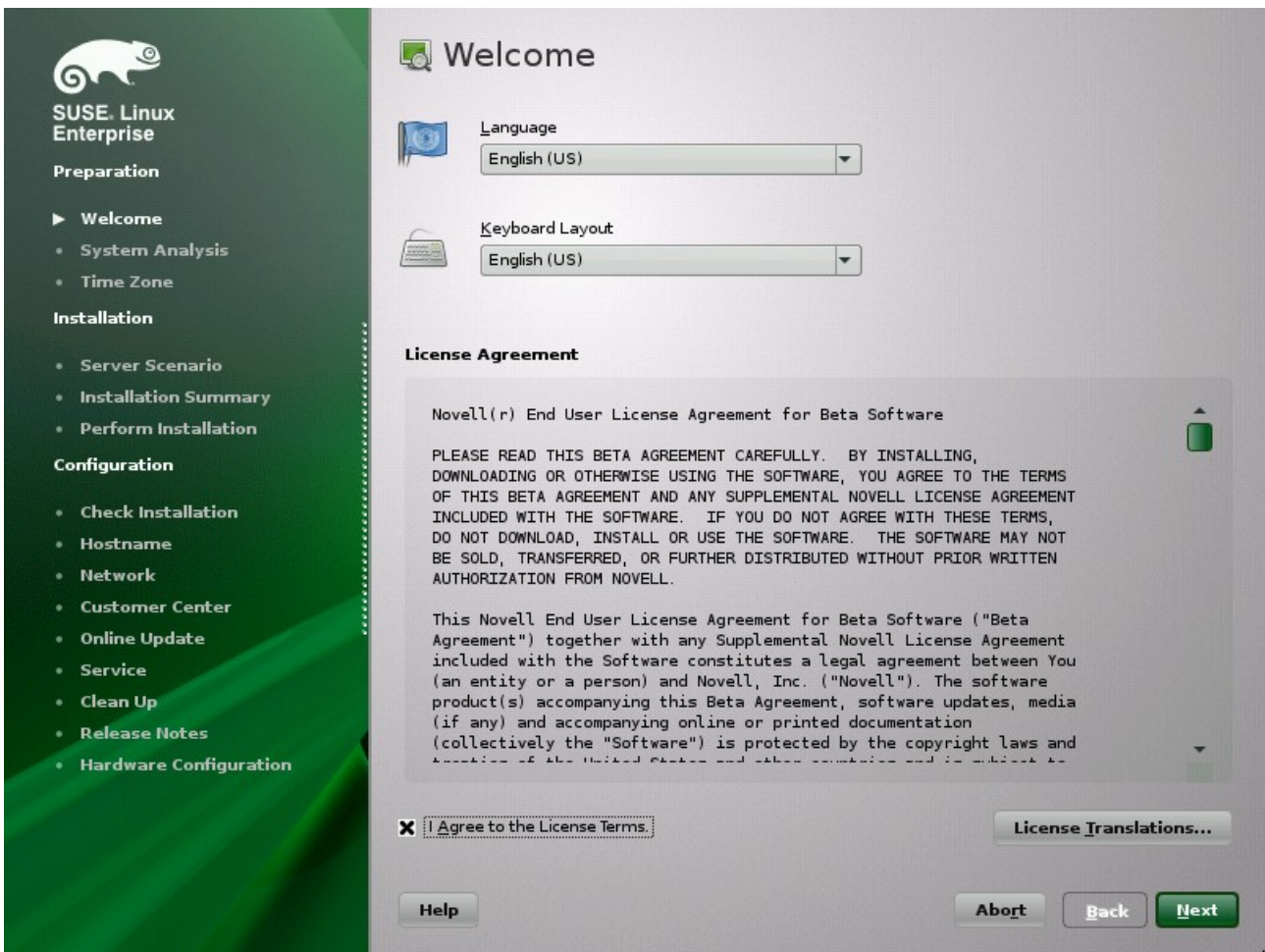
Install Flow:

1). Insert the SUSE Linux Enterprise Server 11 SP2 (x86_64) DVD into the drive, then reboot the computer to start the installation program.



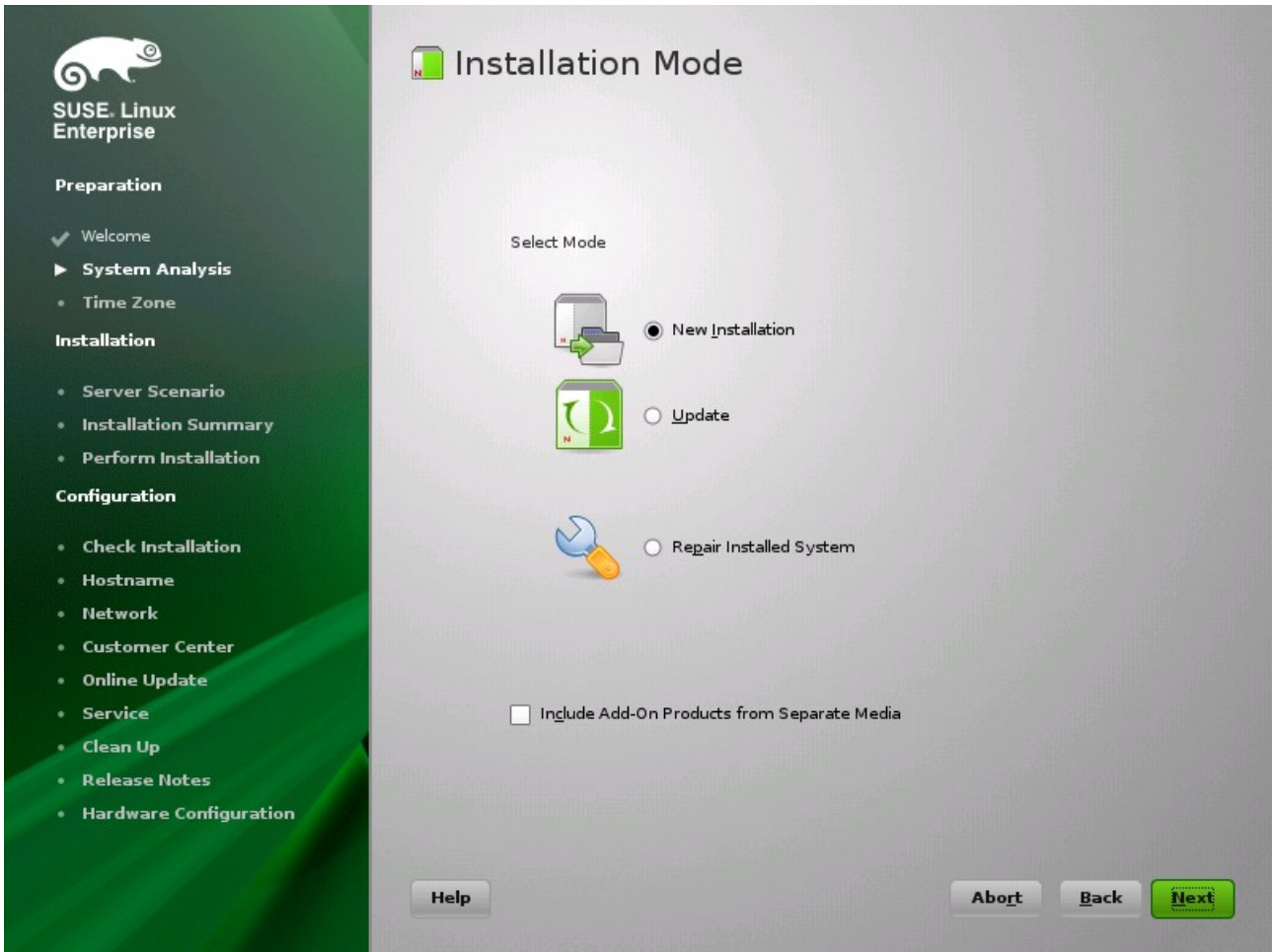
Select **Installation** on the boot screen, then press **Enter**. This loads the SUSE Linux Enterprise Server installation program and starts the installation in normal mode.

2). Select the language to be used during the installation and for the installed system.



Read the License Agreement and click **Yes, I Agree to the License Terms**. Proceed with **Next**.

3). Decide if you want to accomplish a **New Installation** or an update from a previous version of SUSE Linux Enterprise Server. Proceed with **Next**.



4). Select the clock and time zone to use in your system. Proceed with **Next**.

SUSE Linux Enterprise
Preparation

- ✓ Welcome
- ✓ System Analysis
- ▶ **Time Zone**

Installation

- Server Scenario
- Installation Summary
- Perform Installation

Configuration

- Check Installation
- Hostname
- Network
- Customer Center
- Online Update
- Service
- Clean Up
- Release Notes
- Hardware Configuration

Clock and Time Zone

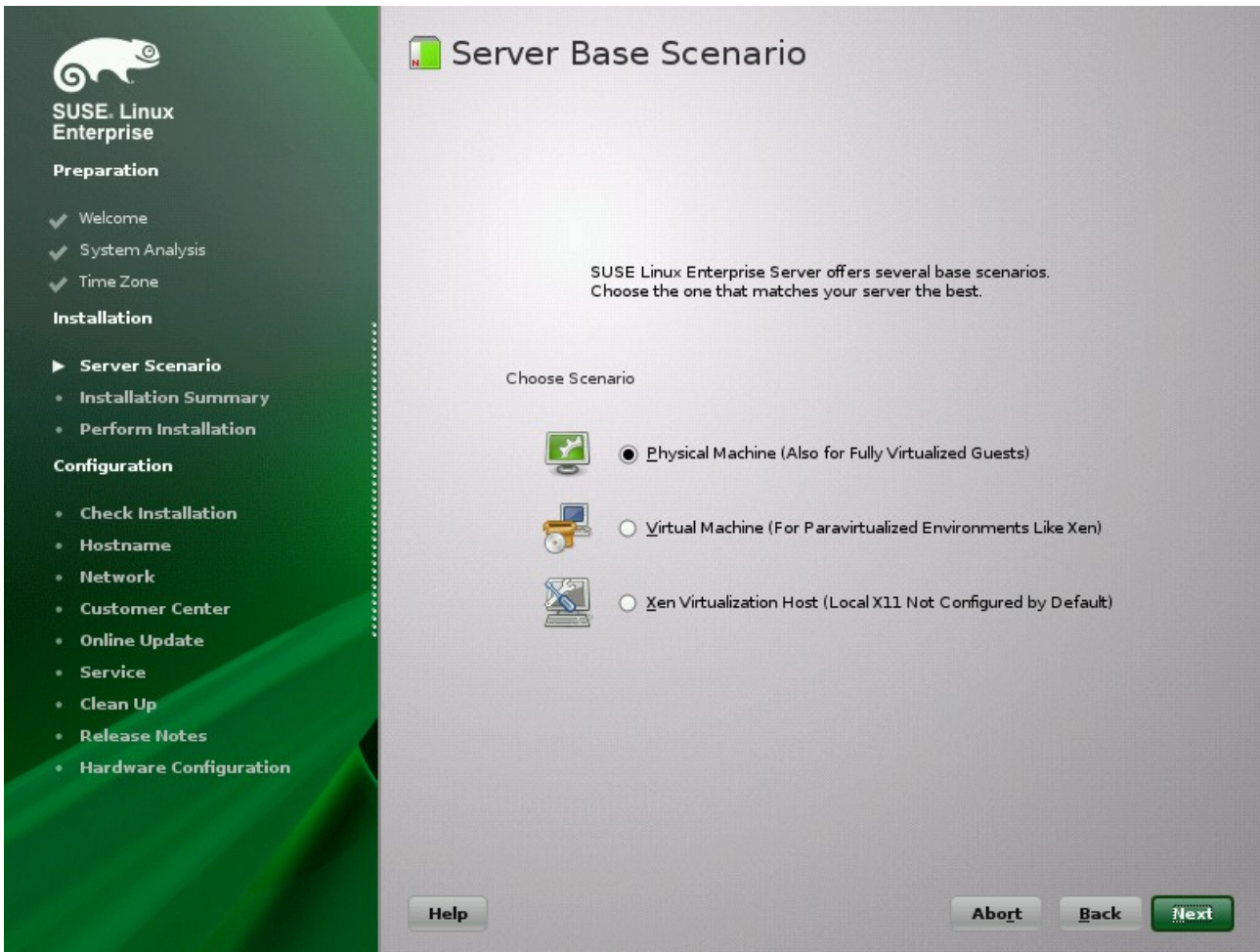
Region: USA
Time Zone: Eastern (New York)

Hardware Clock Set To UTC

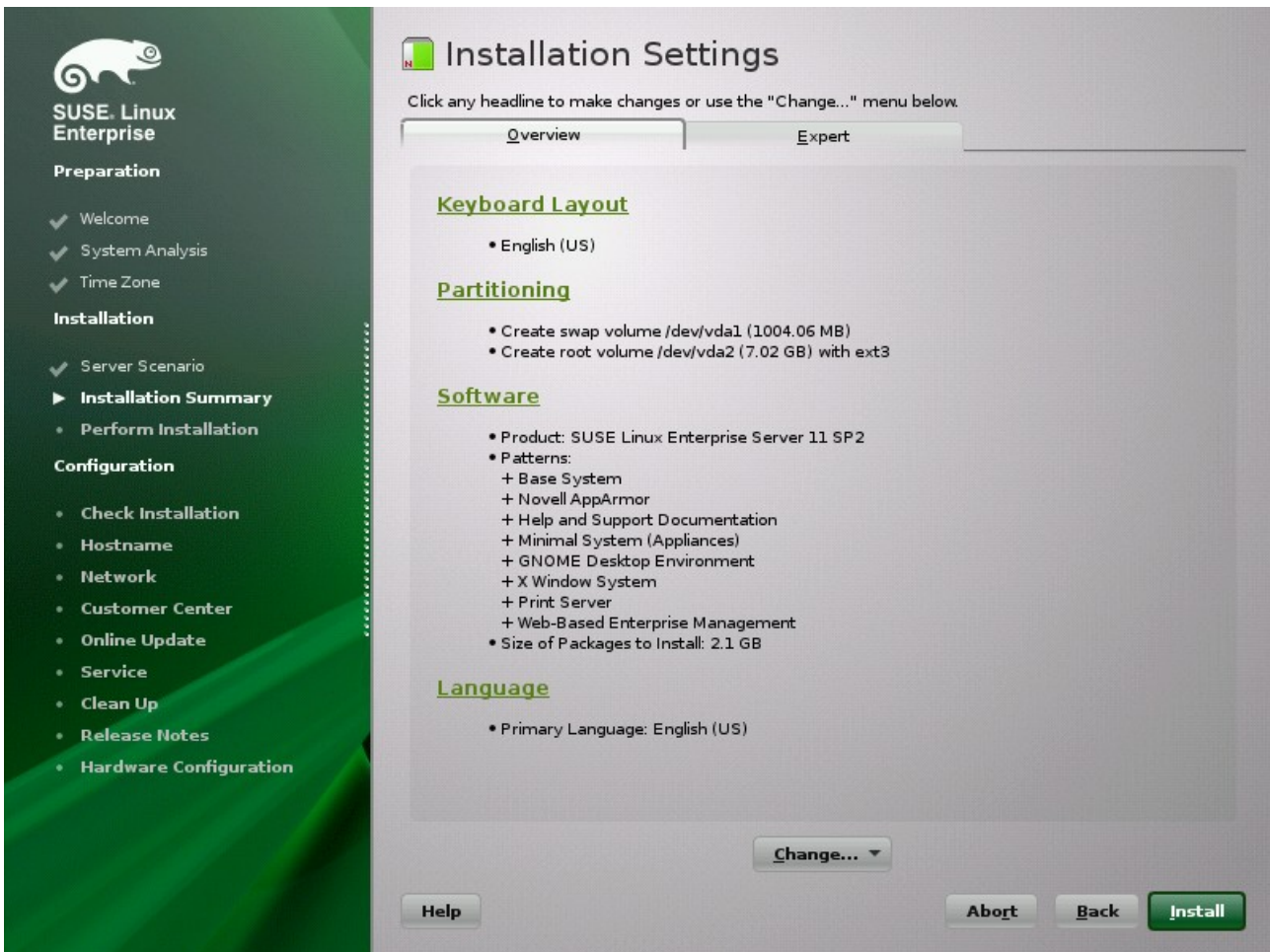
Date and Time: 2011-09-06 - 01:36:34 [Change...](#)

[Help](#) [Abort](#) [Back](#) [Next](#)

5). Decide if you want to install as primary operating system on a **Physical Machine**, as a virtual guest inside a XEN machine by selecting **Virtual Machine**, or as a virtualization host that can run other virtual machines with the option **XEN Virtualization Host**. Proceed with **Next**.

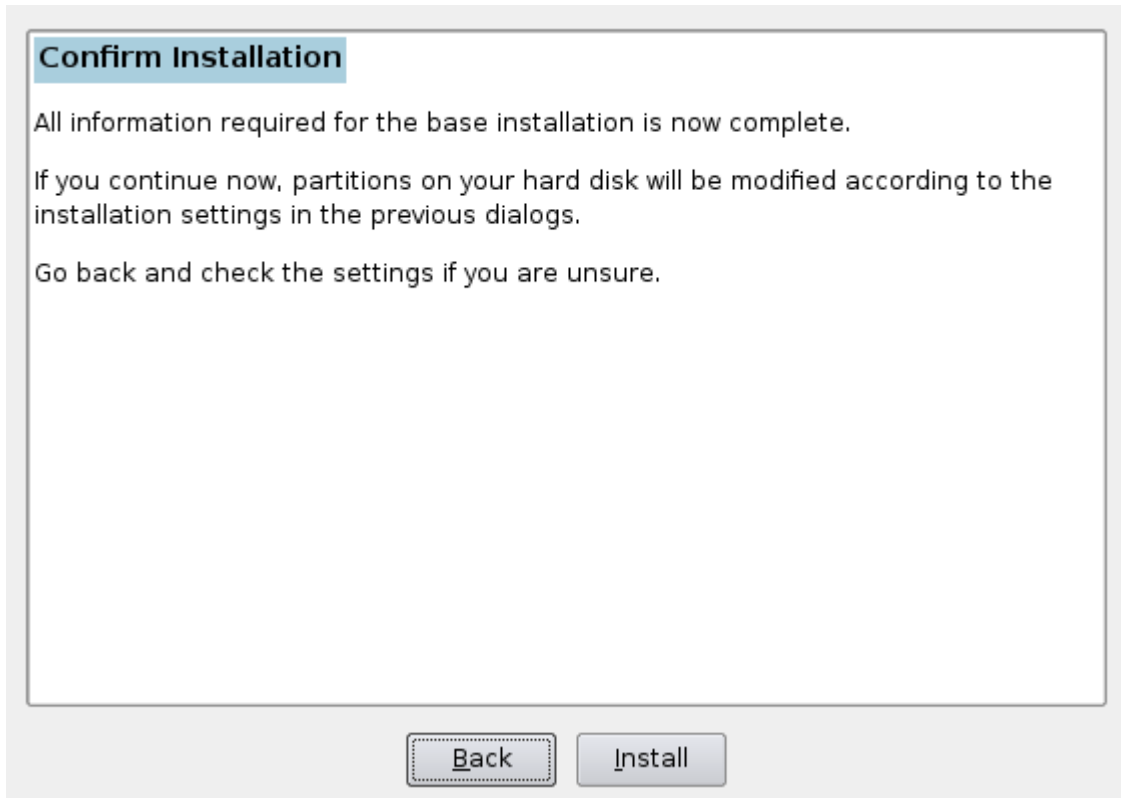


6). Use the Installation Settings screen to view a number of proposed installation and partitioning options, then change your desired options if necessary.



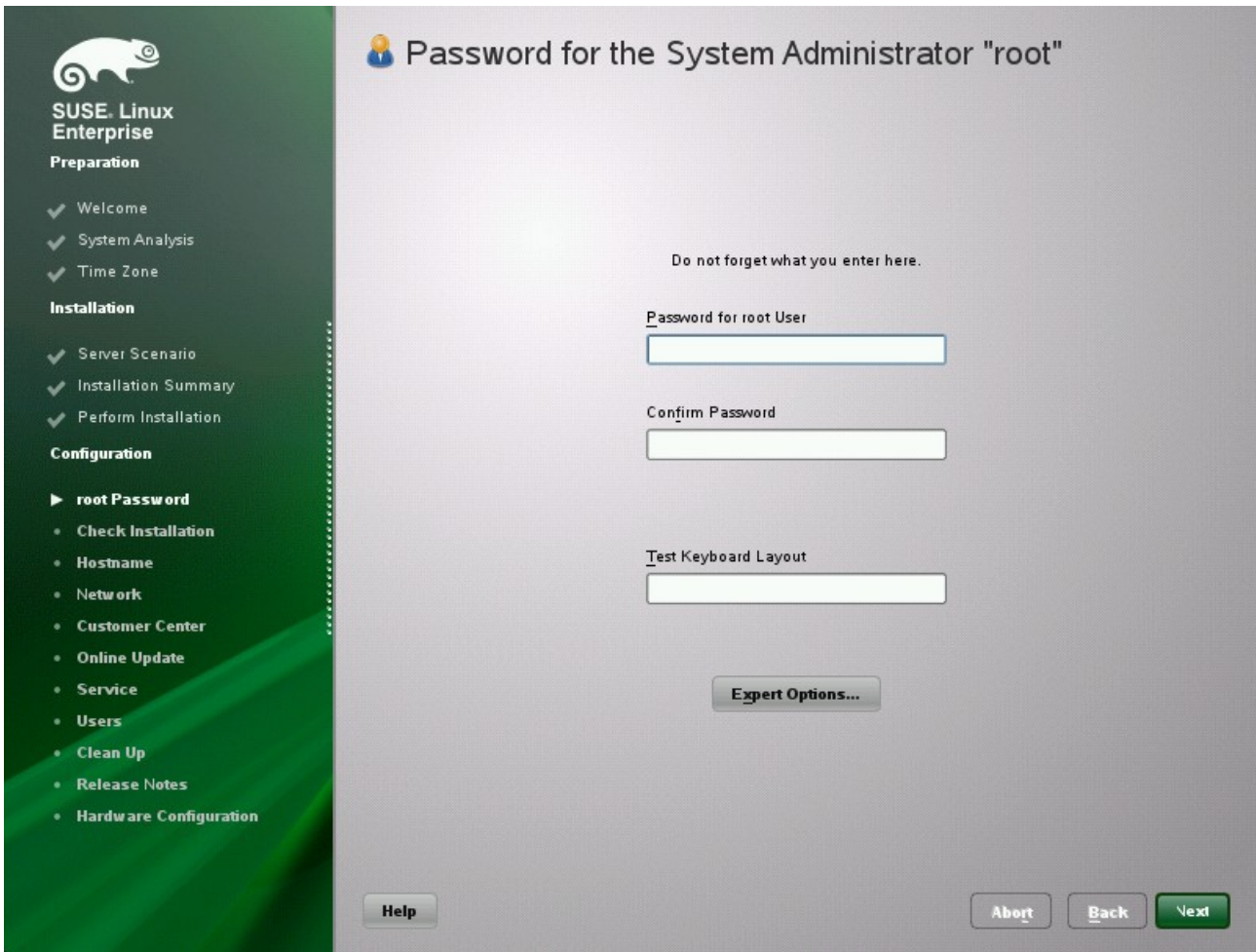
The **Overview** tab contains basic options that sometimes need manual intervention (in most common installation situations). The **Expert** tab contains advanced configuration options.

7). Click **Accept** to accept any license agreements.



Start the installation with **Install**.

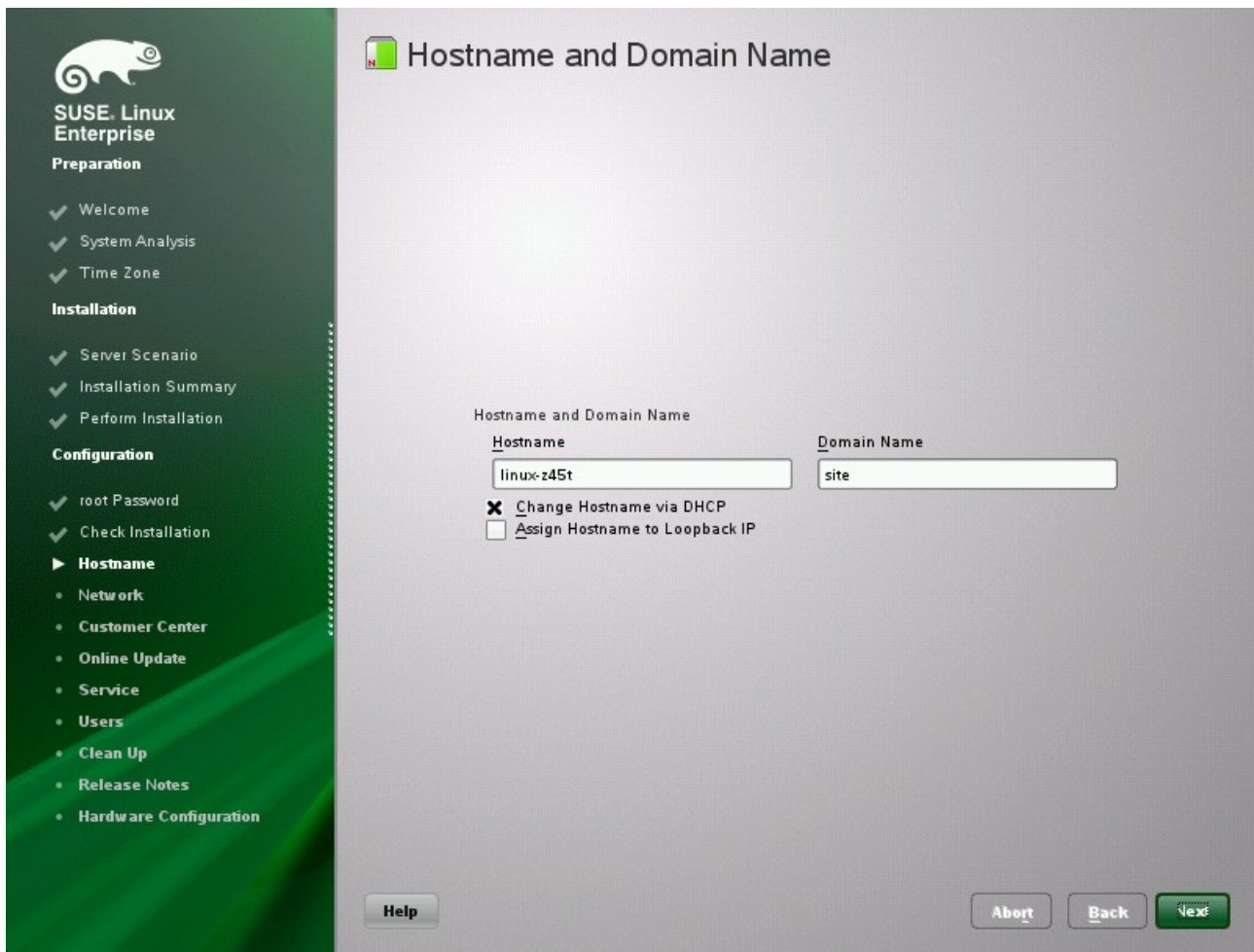
8). After completing the basic system setup and the installation of all selected software packages, the SUSE Linux Enterprise Server installation boots into the new Linux system. After the reboot you will see the following screen:



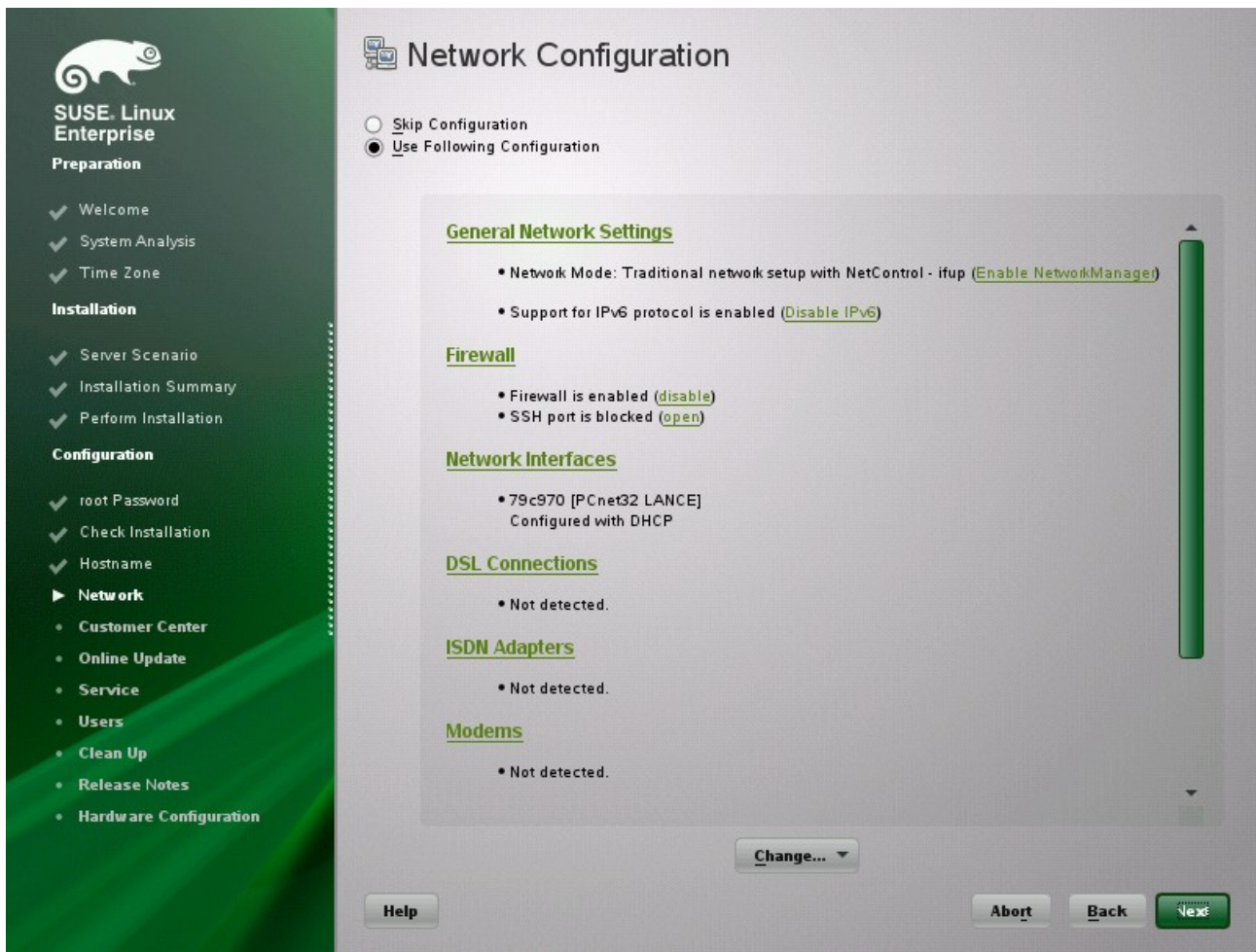
Type a password for the system administrator account (called the root user).

You should never forget the root password! After you entered it here, the password cannot be retrieved. It can only be reset with administrative assistance. Proceed with **Next**.

9). Enter a name for this computer and the DNS domain to which it belongs. Proceed with **Next**.

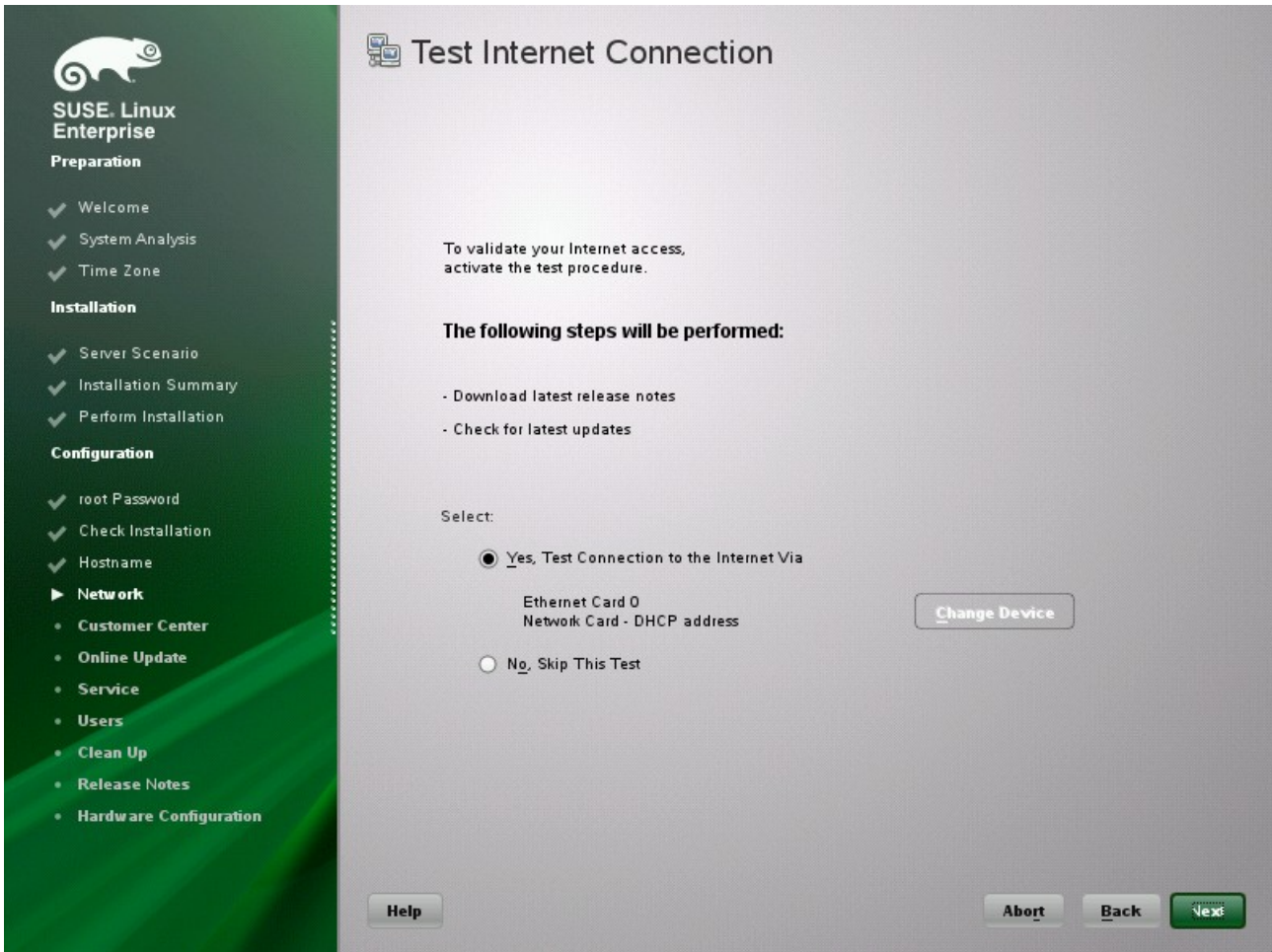


10). In the Network Configuration screen, view or change the network connections of your system.



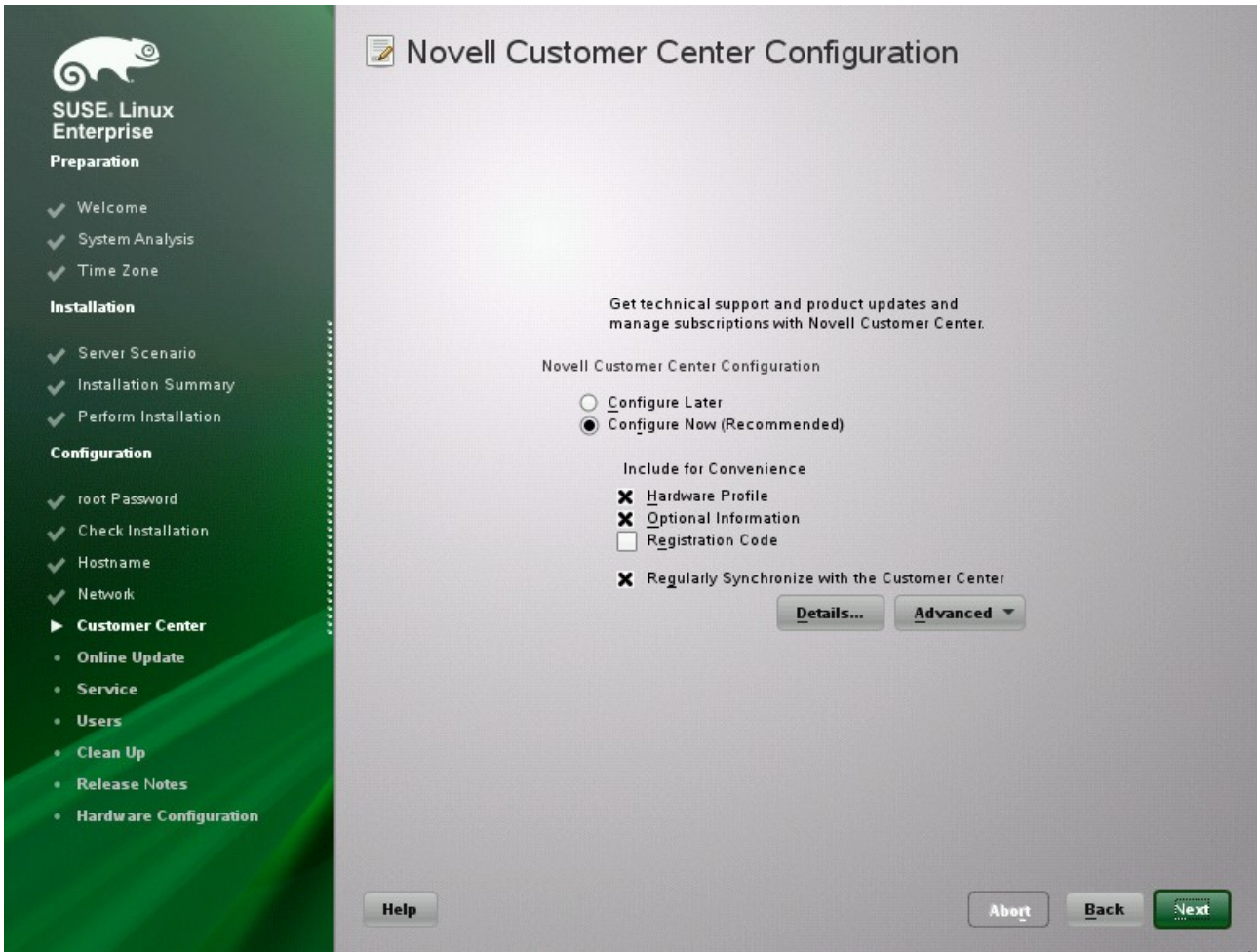
If you have network devices (for example, network or wireless cards, a DSL connection, ISDN adapter, or modem), it is a good idea to configure them now, because an Internet connection allows SUSE Linux Enterprise Server to retrieve any available updates and include them in the installation. Proceed with **Next**.

11). Test your Internet connection with **Yes, Test Connection to the Internet**. This option also checks for the latest SUSE Linux Enterprise Server release notes. Proceed with **Next**.



View the results of the test on the Running Internet Connection Test screen. Proceed with **Next**.

12). Enable on the Novell Customer Center Configuration screen your system for online updates with **Configure Now > Next > Continue**.



Click **Configure Later > Next** to skip this step and continue the installation. You can configure this option after the product has been installed. Proceed with **Next**.

13). Network Services Configuration. By default, SUSE Linux Enterprise Server creates a certificate for the system. To disable this, click **Skip Configuration > Next**. Proceed with **Next**.

The screenshot shows the 'Network Services Configuration' window in the YaST installer. On the left is a green sidebar with a navigation menu. The main area is titled 'Network Services Configuration' and has two radio buttons: 'Skip Configuration' (unselected) and 'Use Following Configuration' (selected). Below this is a 'CA Management' section with the text 'Creating default CA and certificate. With higher security requirements, you should change the password.' followed by a list of configuration details: CA Name: YaST_Default_CA, Common Name: YaST Default CA (susetest), Server Name: susetest.zq1.de, Country: US, Password: [root password], E-Mail: postmaster@zq1.de, and Alternative Names: IP:10.0.2.15. Below that is an 'OpenLDAP Server' section with 'Start LDAP Server: NO'. A 'Services' section shows 'Service CIM Server will be disabled and ports in firewall will be closed (enable)'. At the bottom of the main area is a 'Change...' button. The footer contains 'Help', 'Abort', 'Back', and 'Next' buttons.

SUSE Linux Enterprise
Preparation

- ✓ Welcome
- ✓ System Analysis
- ✓ Time Zone

Installation

- ✓ Server Scenario
- ✓ Installation Summary
- ✓ Perform Installation

Configuration

- ✓ root Password
- ✓ Check Installation
- ✓ Hostname
- ✓ Network
- ✓ Customer Center
- ✓ Online Update
- ▶ **Service**
 - Users
 - Clean Up
 - Release Notes
 - Hardware Configuration

Network Services Configuration

Skip Configuration
 Use Following Configuration

CA Management

Creating default CA and certificate.
With higher security requirements, you should change the password.

- CA Name: YaST_Default_CA
- Common Name: YaST Default CA (susetest)
- Server Name: susetest.zq1.de
- Country: US
- Password: [root password]
- E-Mail: postmaster@zq1.de
- Alternative Names: IP:10.0.2.15

OpenLDAP Server

Start LDAP Server: NO

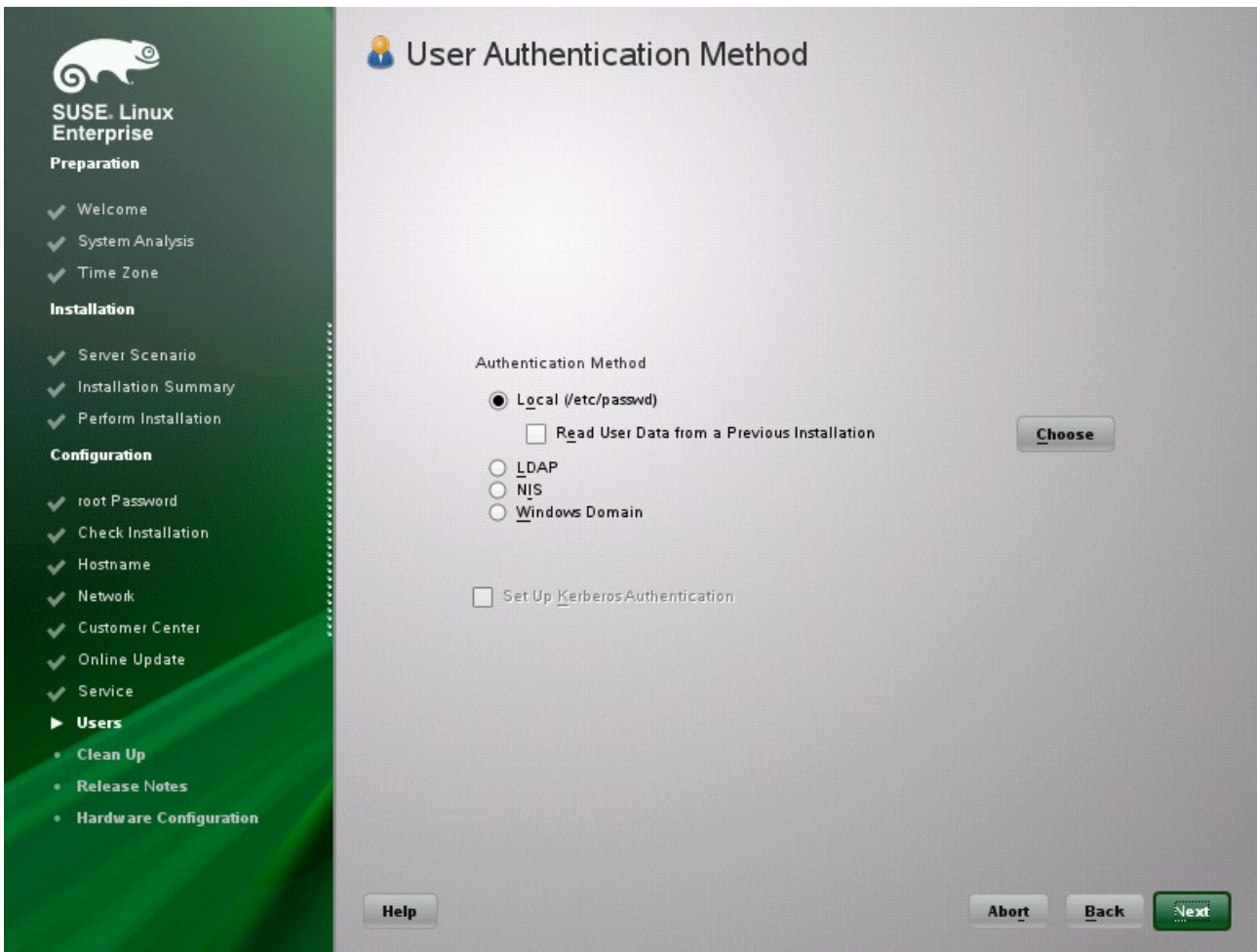
Services

- Service CIM Server will be **disabled** and ports in firewall will be closed (enable)

Change...

Help Abort Back **Next**

14). Select **Local (/etc/passwd)** in the User Authentication Method screen, unless instructed otherwise by your system administrator. Proceed with **Next**.



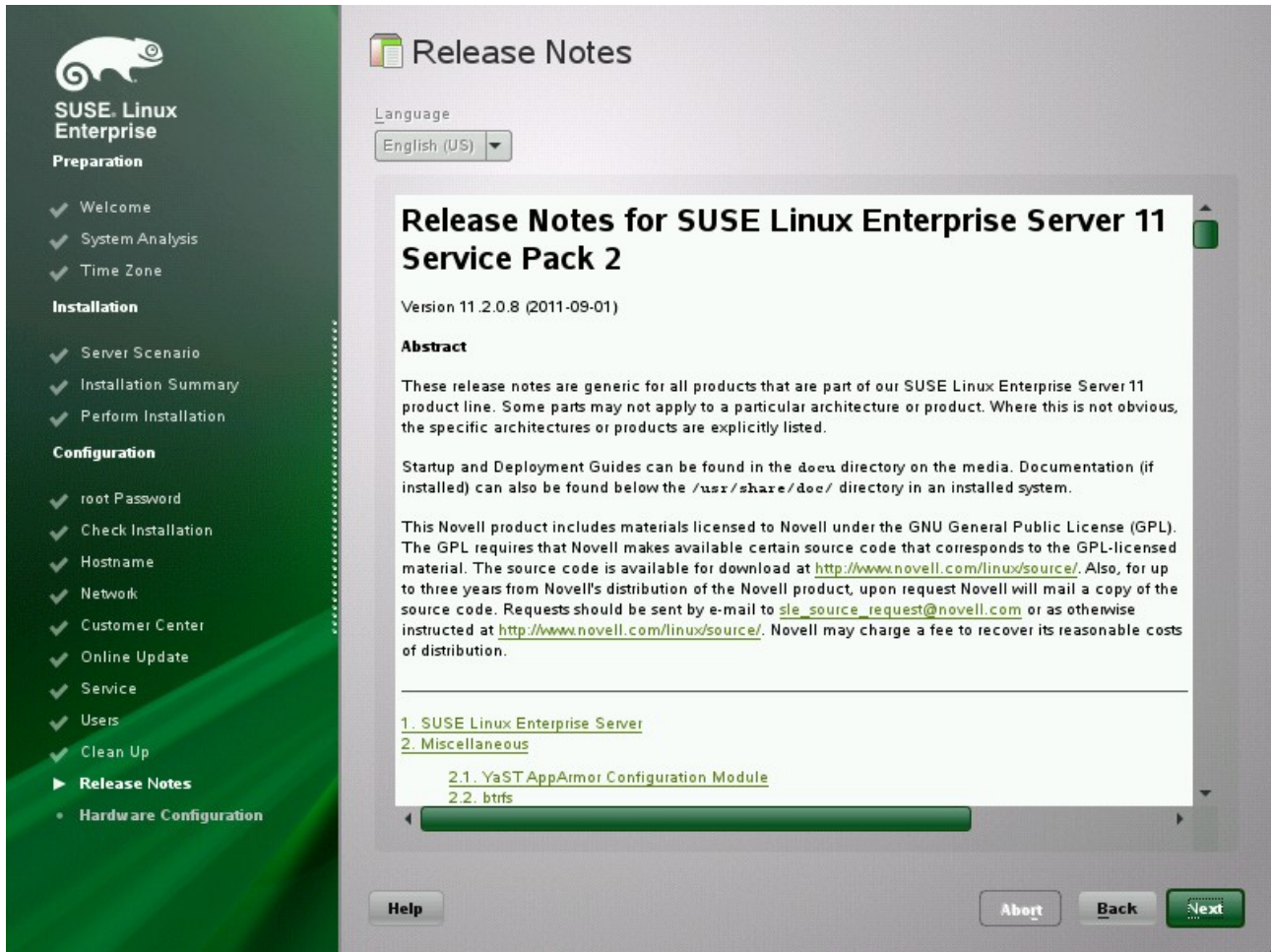
15). Type your first and last name in the **User's Full Name** field, your login name in the **Username** field, and your password (as recommended by your system administrator) in the **Password** field.

The screenshot displays the 'New Local User' configuration window. On the left is a green sidebar with the SUSE Linux Enterprise logo and a progress list. The main area is titled 'New Local User' and contains the following elements:

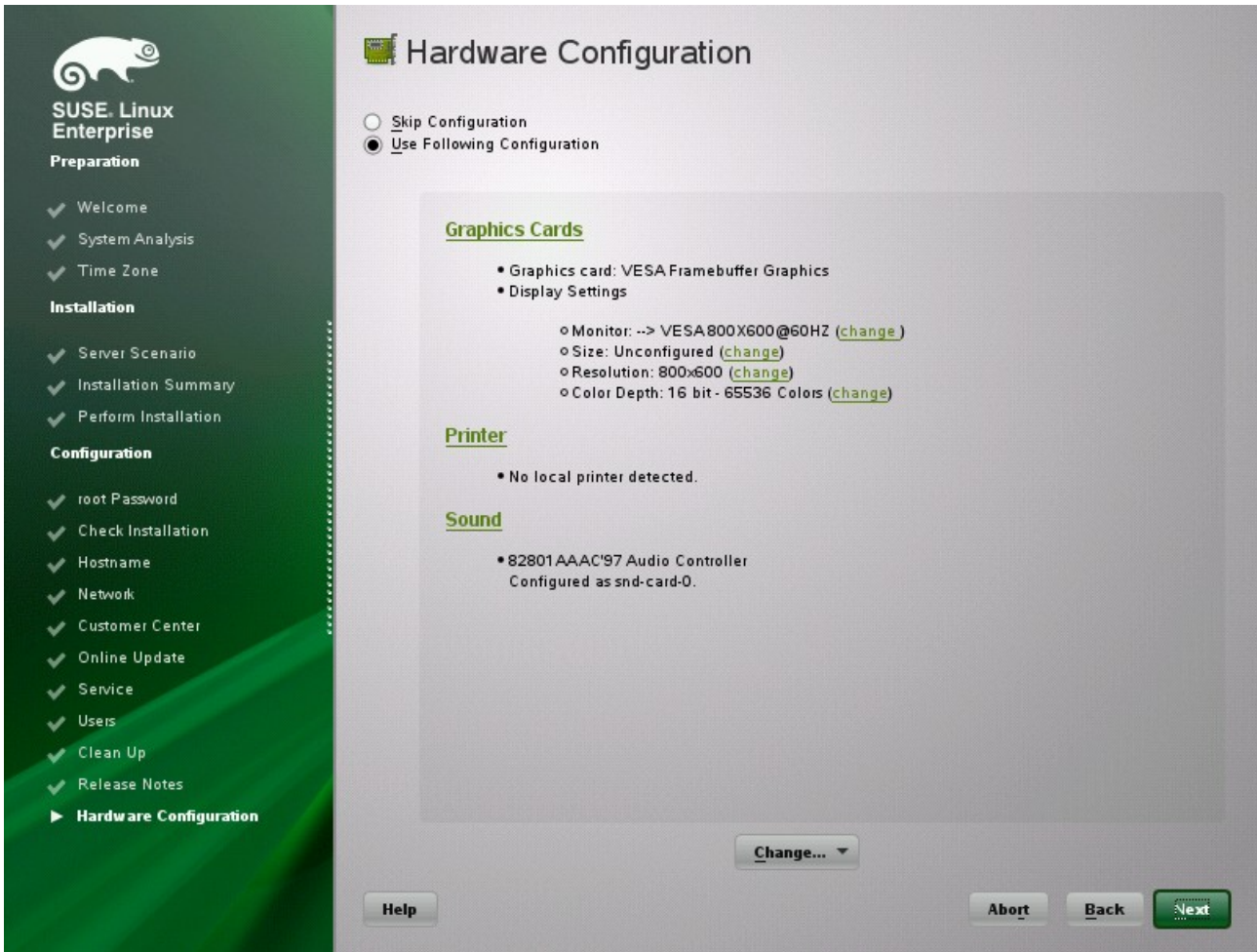
- User's Full Name**: A text input field.
- Username**: A text input field.
- Password**: A text input field.
- Confirm Password**: A text input field.
- Receive System Mail**
- Automatic Login**
- User Management** button
- Help**, **Abort**, **Back**, and **Next** buttons at the bottom.

For security reasons, your password should be at least eight characters long and should contain both uppercase and lowercase letters and numbers. The maximum length for passwords is 72 characters, and passwords are case sensitive. Proceed with **Next**.

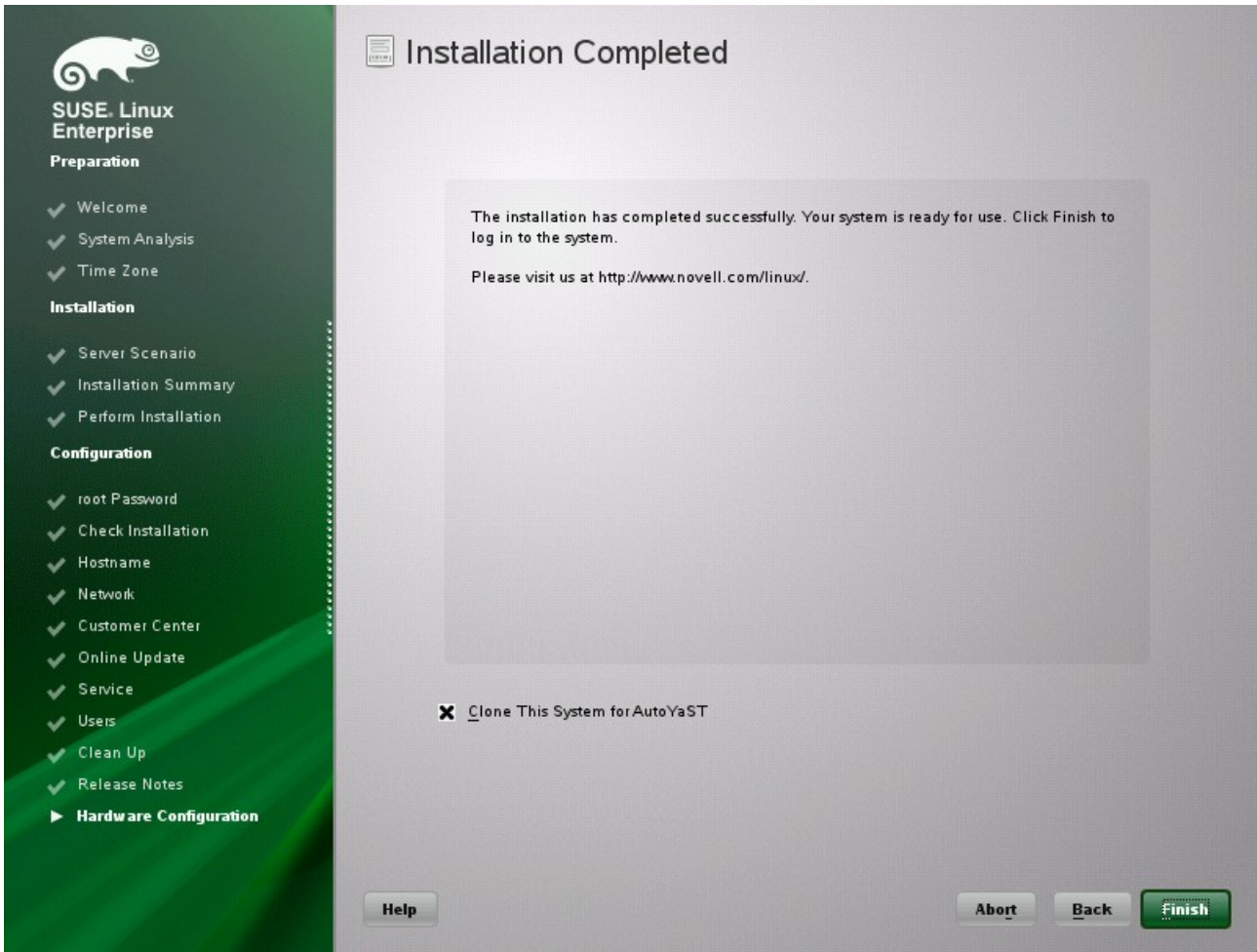
16). View the Release Notes after the system configuration has completed. Proceed with **Next**.



17). Use the Hardware Configuration screen to view or configure your graphics card and other hardware devices. Proceed with **Next**.



18). On the Installation Completed screen, click **Finish** to close the SUSE Linux Enterprise Server installation and continue to the login screen.



Enter your username, and type your password in the **Password** field, then press **Enter**.

2. Java Installation

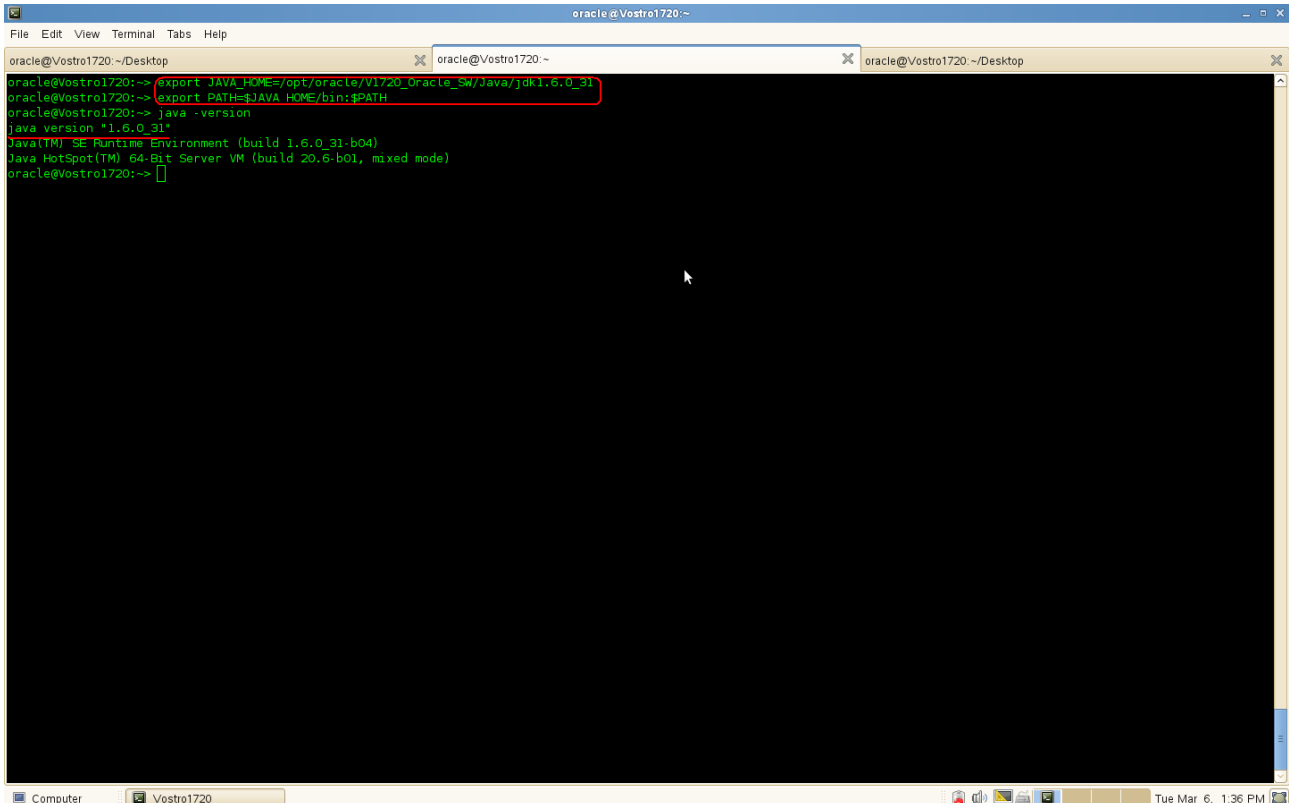
2-1. Login to the SLES 11 SP2 64-bit OS (Testing Machine which WebTier Utilities will be installed.) as a non-admin user. Download the latest JDK from the URL:

(<http://www.oracle.com/technetwork/java/javase/downloads/index.html>)

2-2. Chmod +x **jdk-6u31-linux-x64.bin**, then execute for JDK installation.

2-3. Set **JAVA_HOME** and **PATH** variables, then check the version information.

Screenshot: Java installation info



```
oracle@Vostro1720:~> export JAVA_HOME=/opt/oracle/V1720_oracle_Sn/java/jdk1.6.0_31
oracle@Vostro1720:~> export PATH=$JAVA_HOME/bin:$PATH
oracle@Vostro1720:~> java -version
java version "1.6.0_31"
Java(TM) SE Runtime Environment (build 1.6.0_31-b04)
Java HotSpot(TM) 64-Bit Server VM (build 20.6-b01, mixed mode)
oracle@Vostro1720:~>
```

3. WebLogic Server Installation


3-1. Login as the same non-admin user which was used for Java installation.

3-2. Download Oracle WebLogic 10.3.6 generic installer from:
(<http://www.oracle.com/technetwork/middleware/downloads/fmw-11-download-092893.html>)

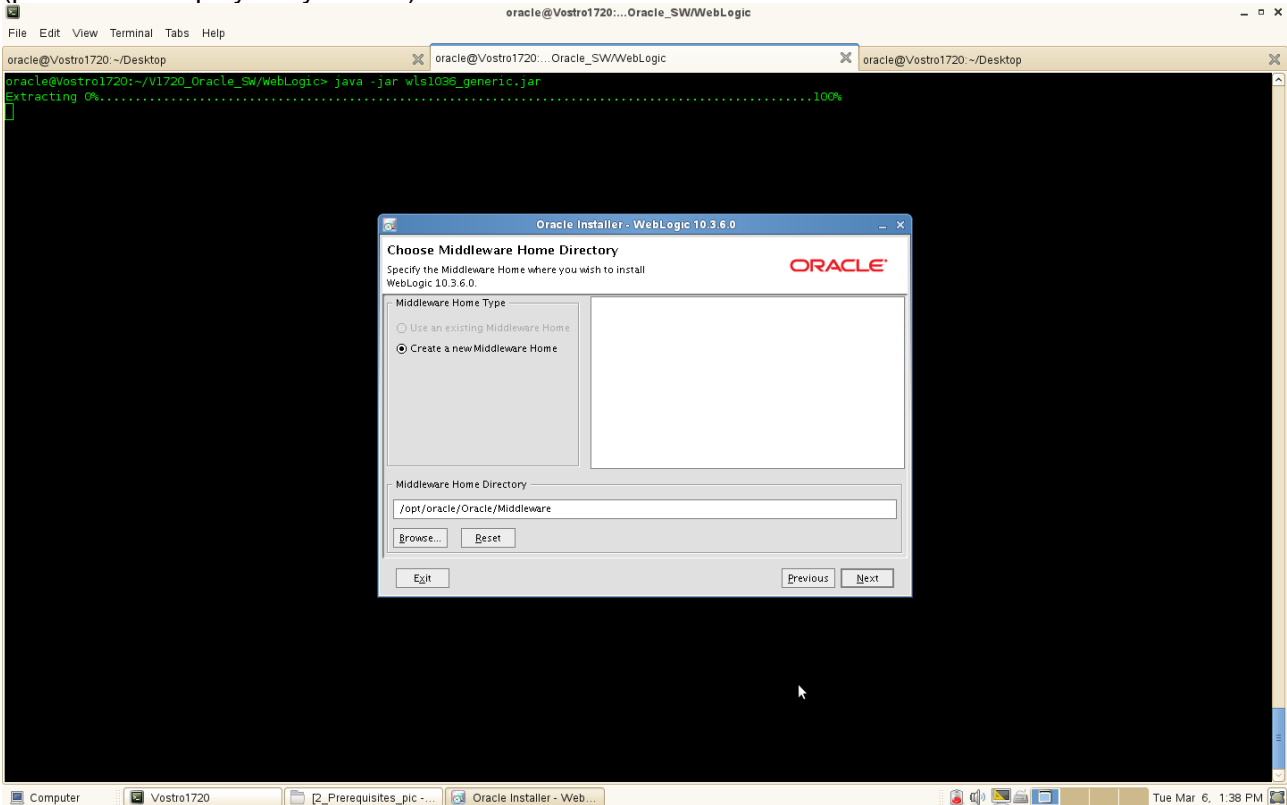
3-3. Execute the WebLogic generic installer using the command `java -jar <WebLogic jar installer>`.

Install Flow:

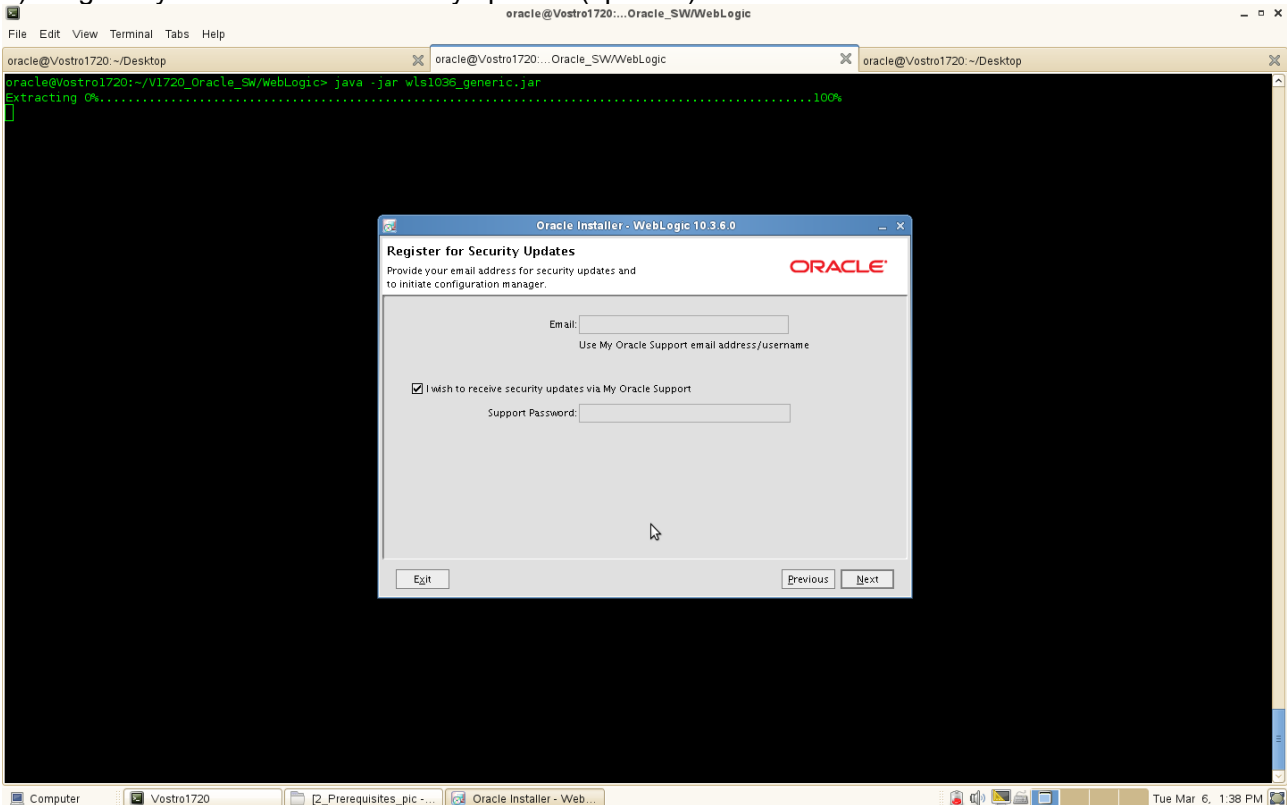
1). Welcome Screen will be displayed, click **Next** to continue.



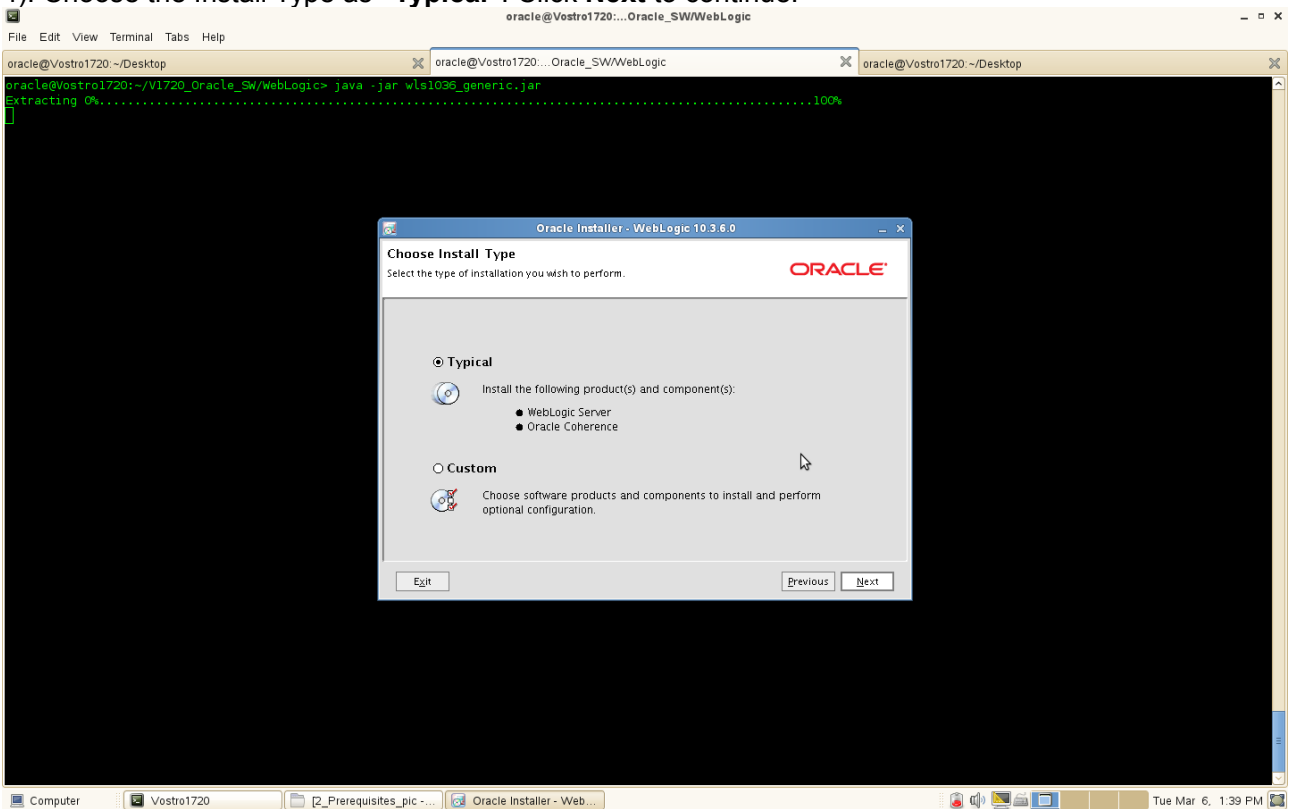
2). Select **“Create a new Middleware Home”** and give the path of the Middleware Home Directory (path will be displayed by default) as shown below. Click **Next** to continue.



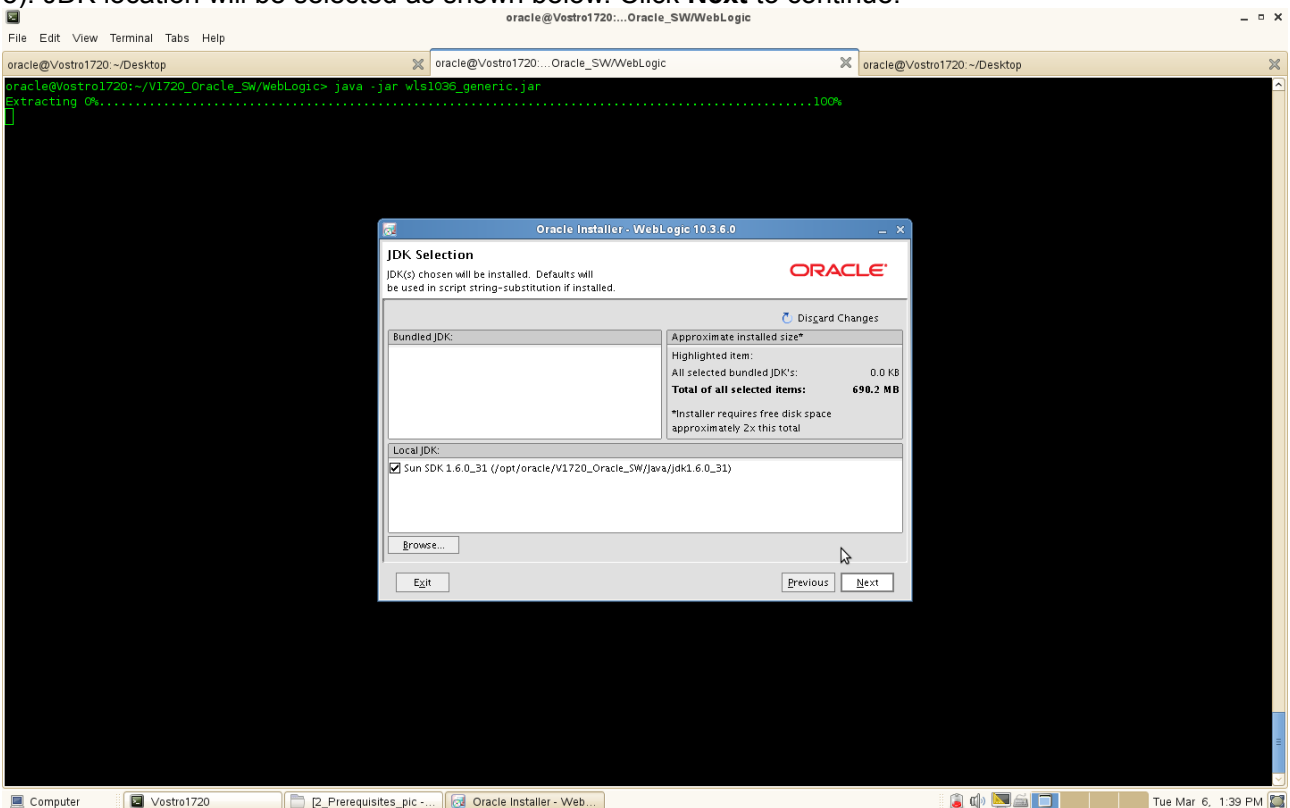
3). Register your email ID for security updates (optional). Click **Next** to continue.



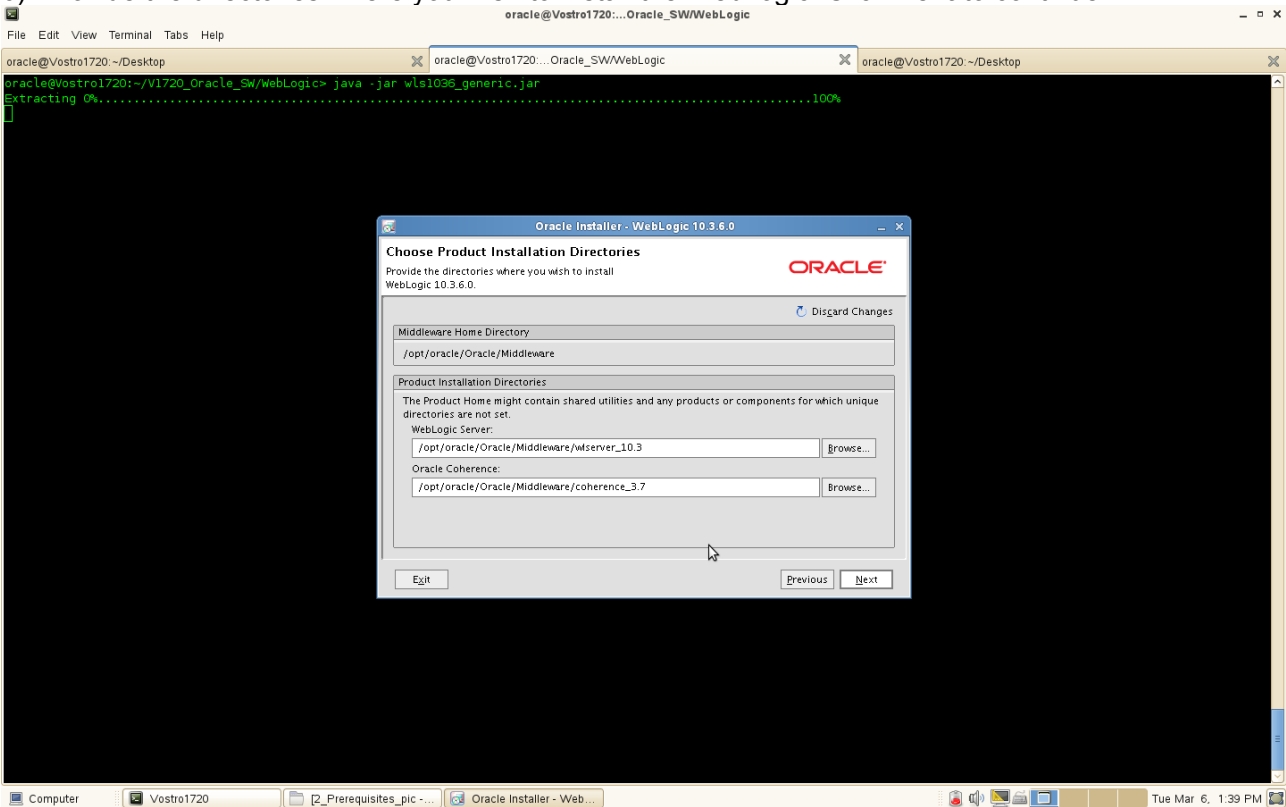
4). Choose the Install Type as **"Typical"**. Click **Next** to continue.



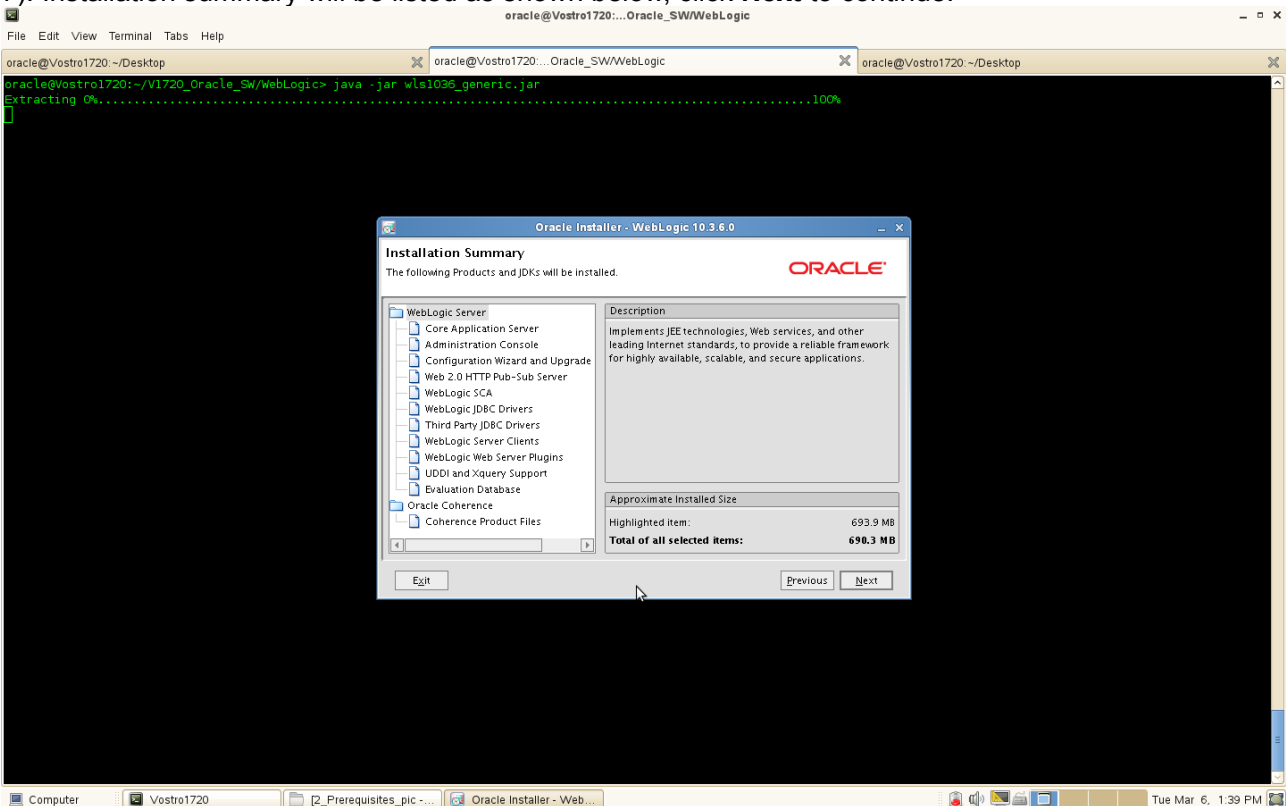
5). JDK location will be selected as shown below. Click **Next** to continue.



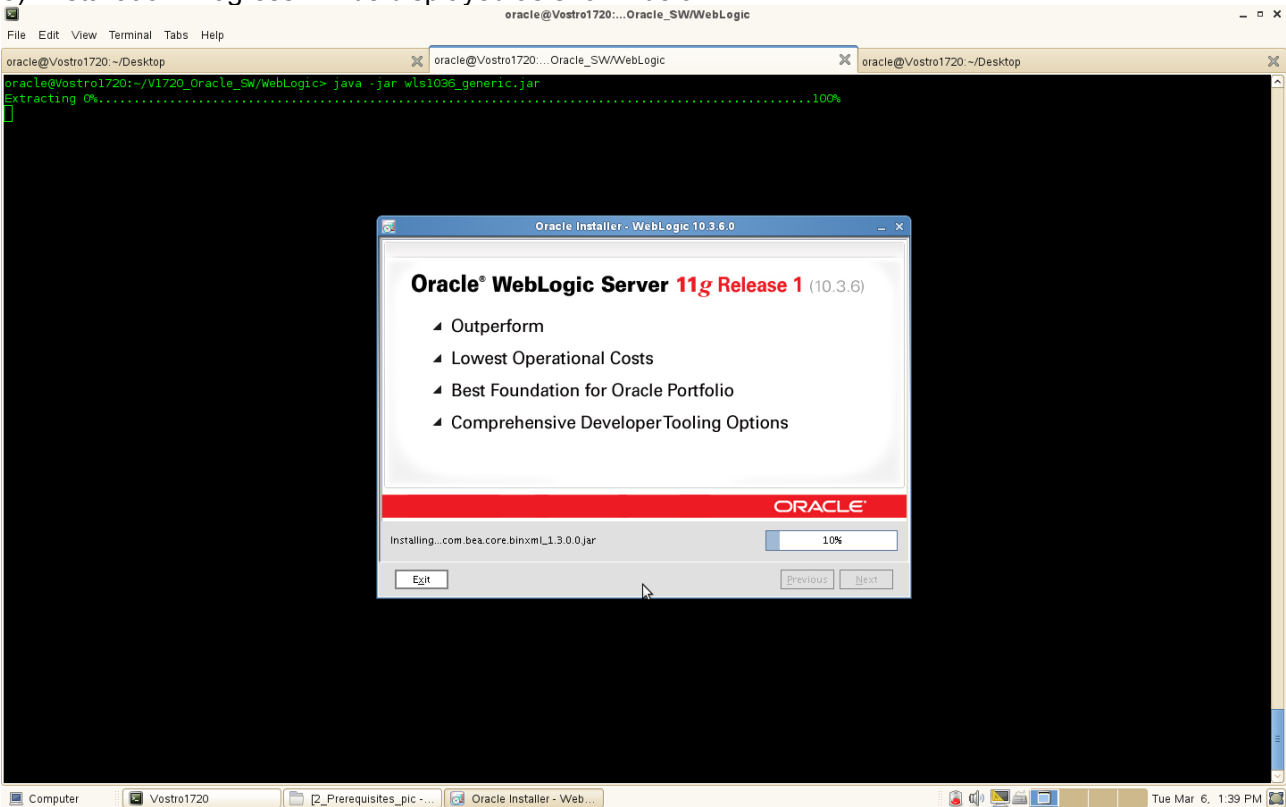
6). Provide the directories where you wish to install the WebLogic. Click **Next** to continue.




7). Installation summary will be listed as shown below, click **Next** to continue.



8). Installation Progress will be displayed as shown below.



9). The "Installation Complete" message will be displayed. Click **Done** and close the installation. (Enabling "Run Quickstart" is optional).



4. SOA Installation

4-1. Download Oracle SOA Suite 11.1.1.6.0 generic installer from:

(<http://www.oracle.com/technetwork/middleware/downloads/fmw-11-download-092893.html>)

4-2. Unzip the .zip file and go to Disk1/. Installed using installer with option '**-ignoreSysPrereqs**' into the default location. Specify JRE/JDK location (Ex. /home/jre) will be prompted, specify JRE/JDK location and click **enter** to continue.

(Notes:

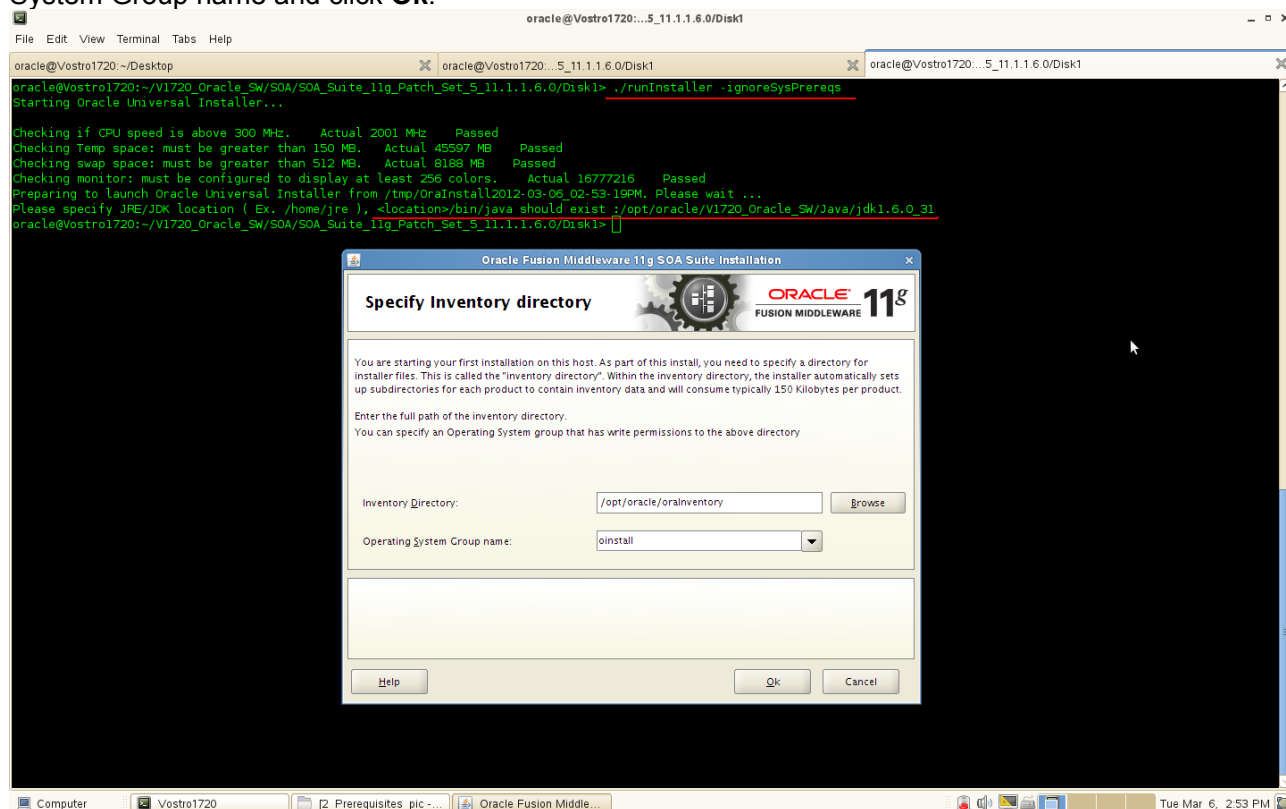
Oracle Middleware Home set to: /opt/oracle/Oracle/Middleware

Oracle home Directory set to: /opt/oracle/Oracle/Middleware/Oracle_SOA1/

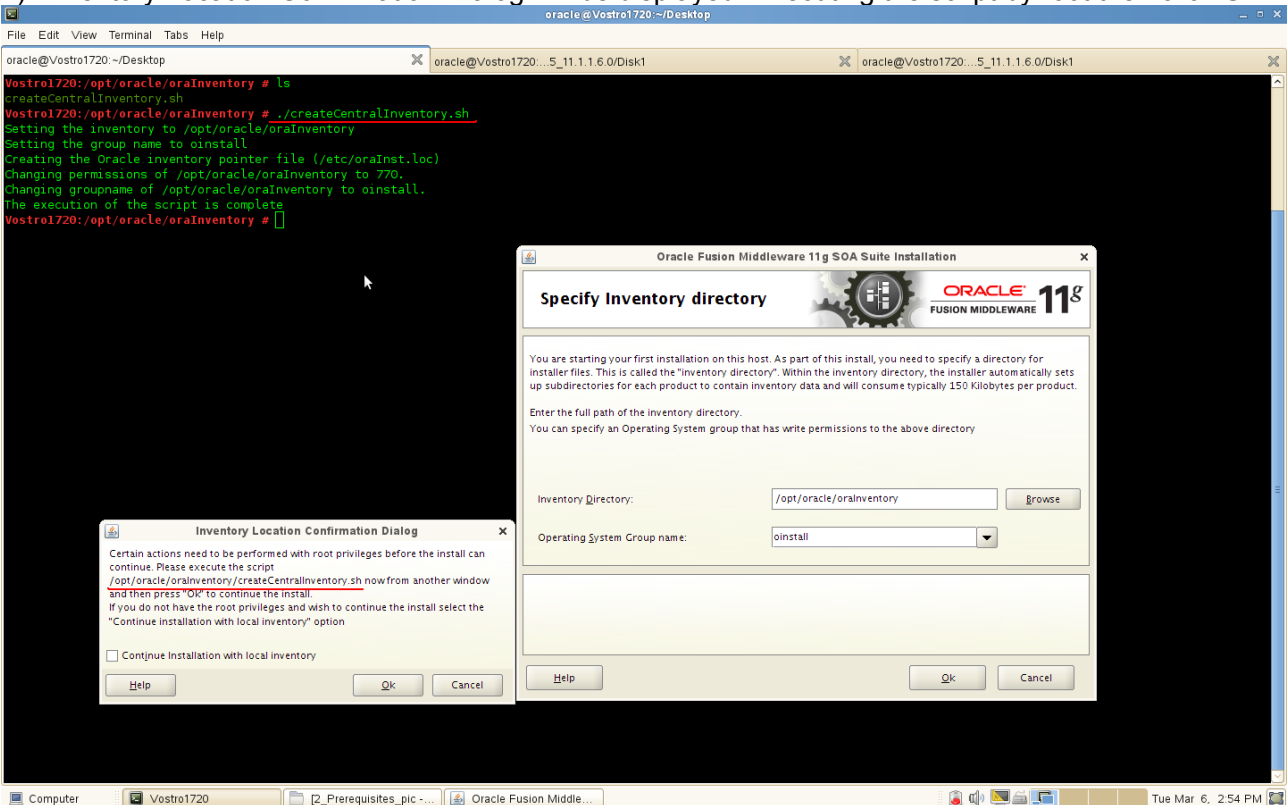
)

Install Flow:

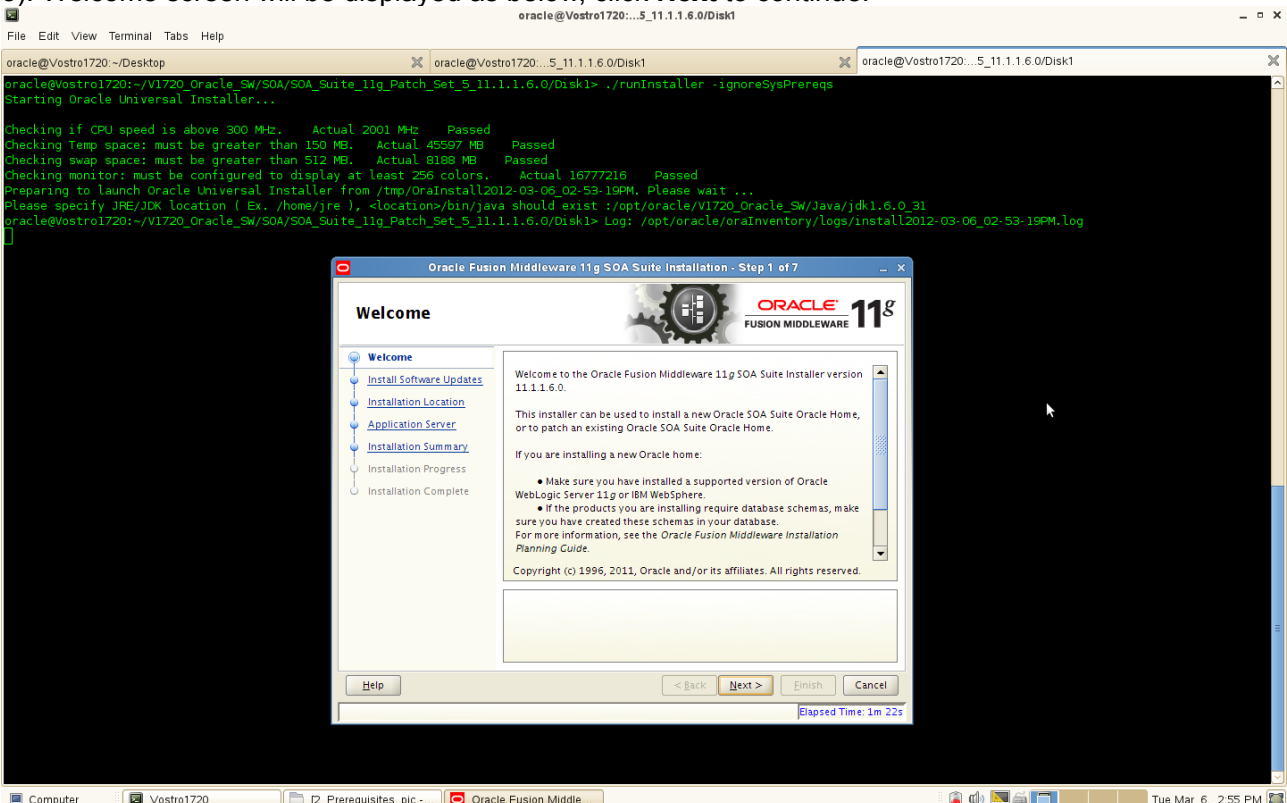
1). Specify Inventory directory will be prompted, specify the Inventory Directory location and Operating System Group name and click **Ok**.



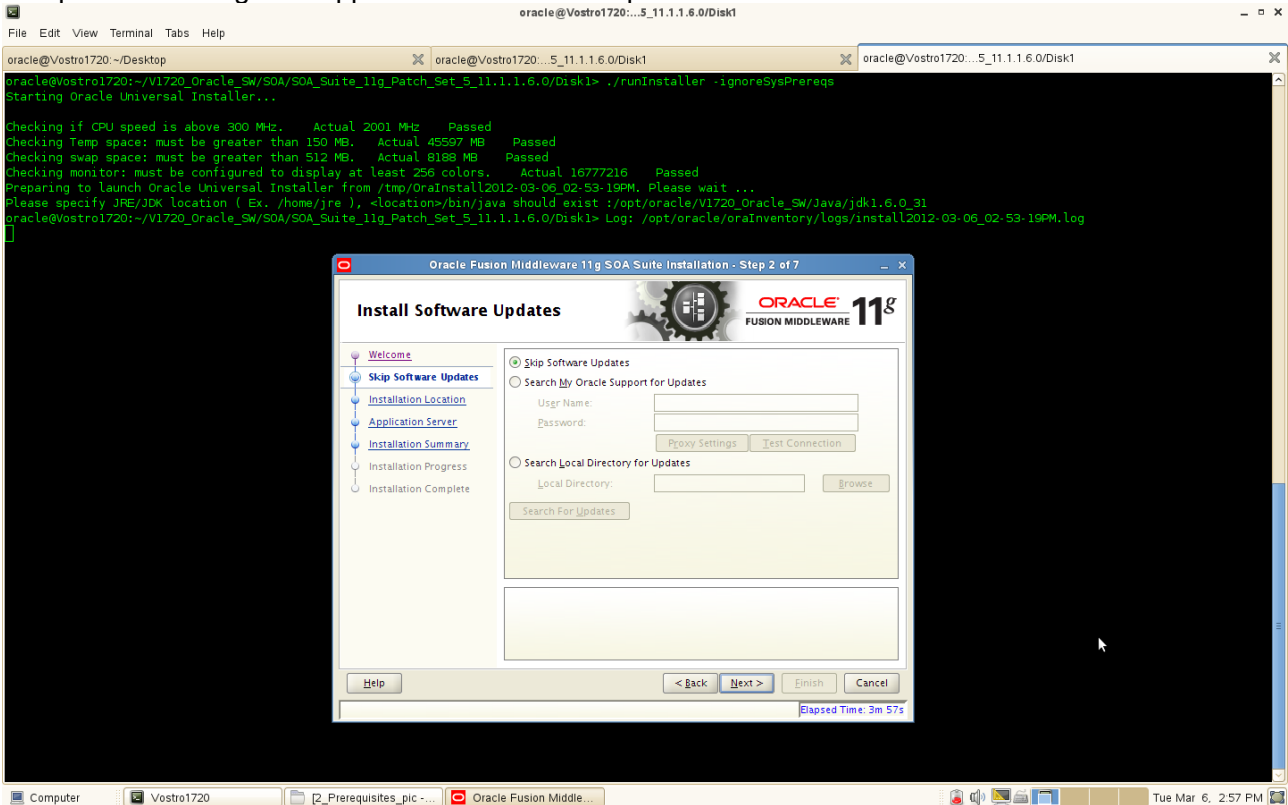
2). Inventory Location Confirmation Dialog will be displayed. Executing the script by root then click **Ok**.



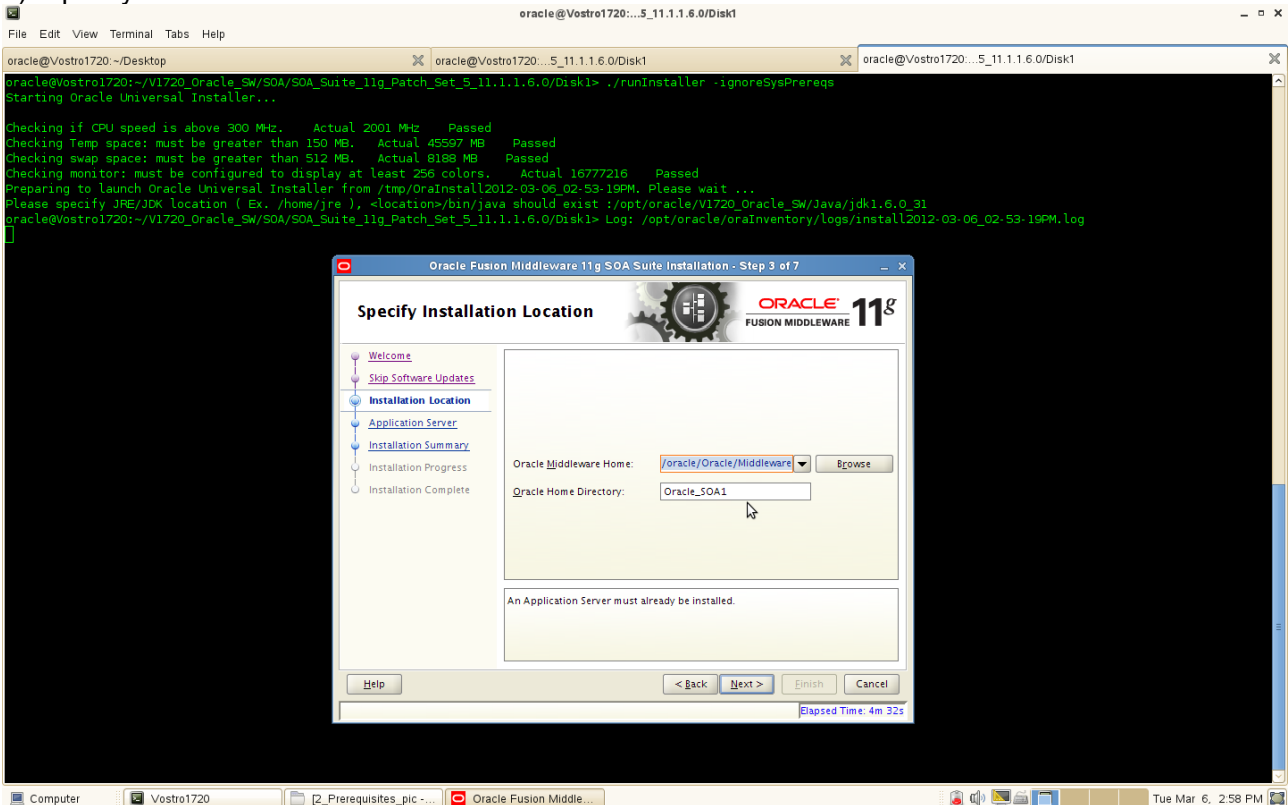
3). Welcome screen will be displayed as below, click **Next** to continue.



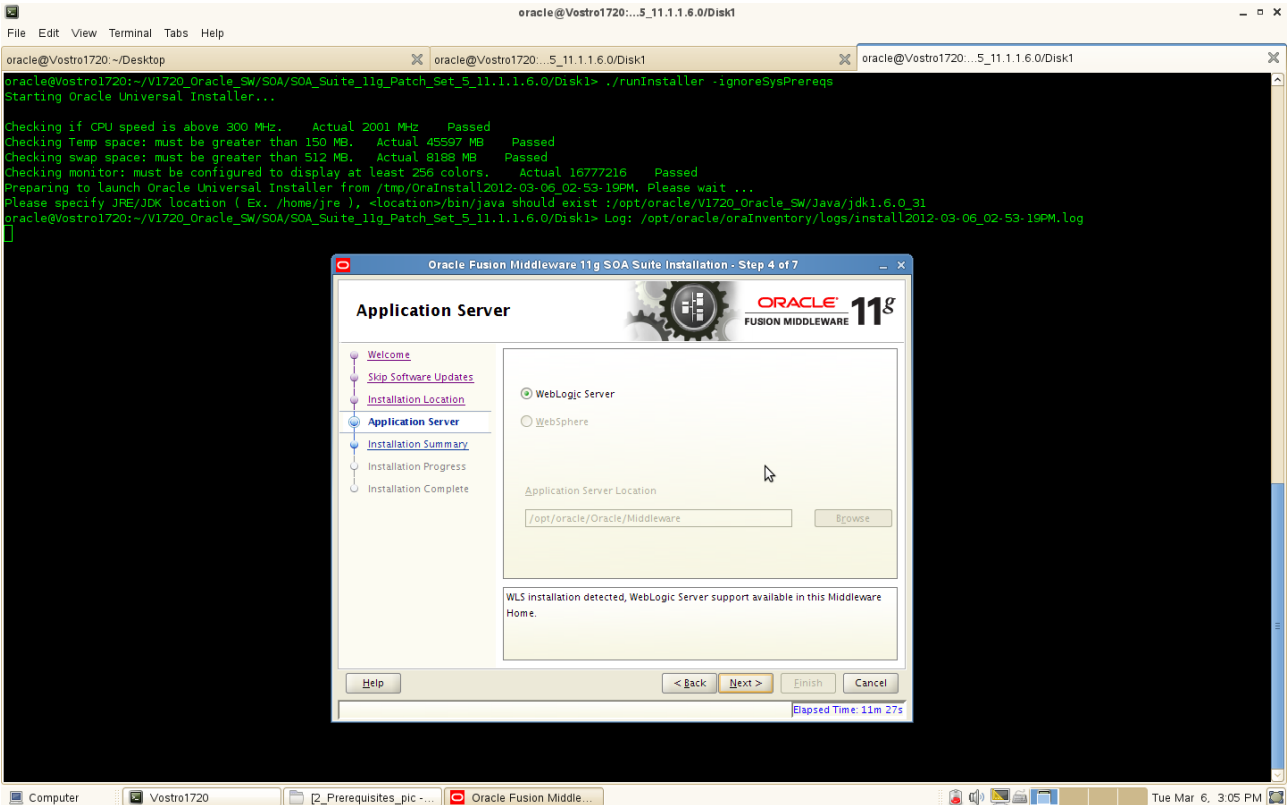
4). Install Software Updates. Select **"Skip Software Updates"** if you do not want the installer to check for updates that might be applicable to the current product installation. Click **Next** to continue.



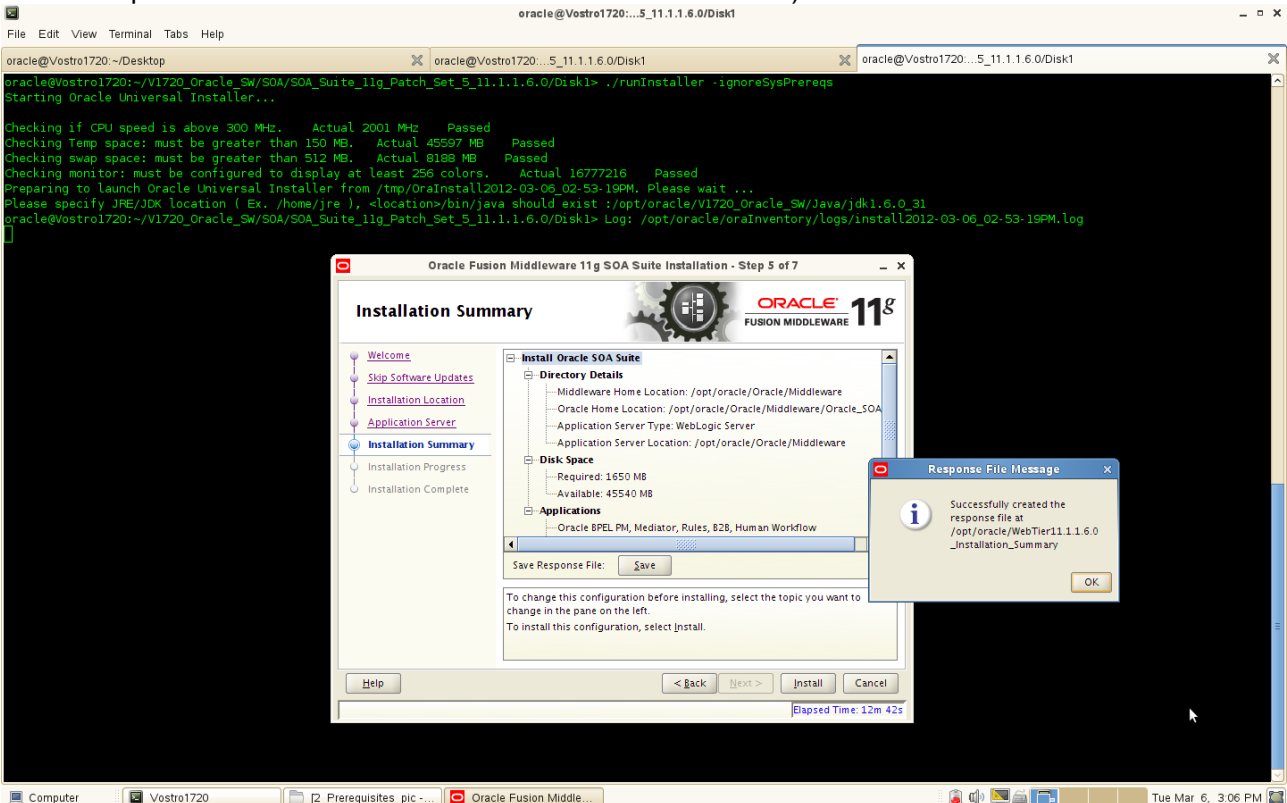
5). Specify Installation Location as shown below and click **Next** to continue.



6). Application Server. WLS installation detecting, check the WebLogic Server support available in this Middleware Home. Click **Next** to continue.



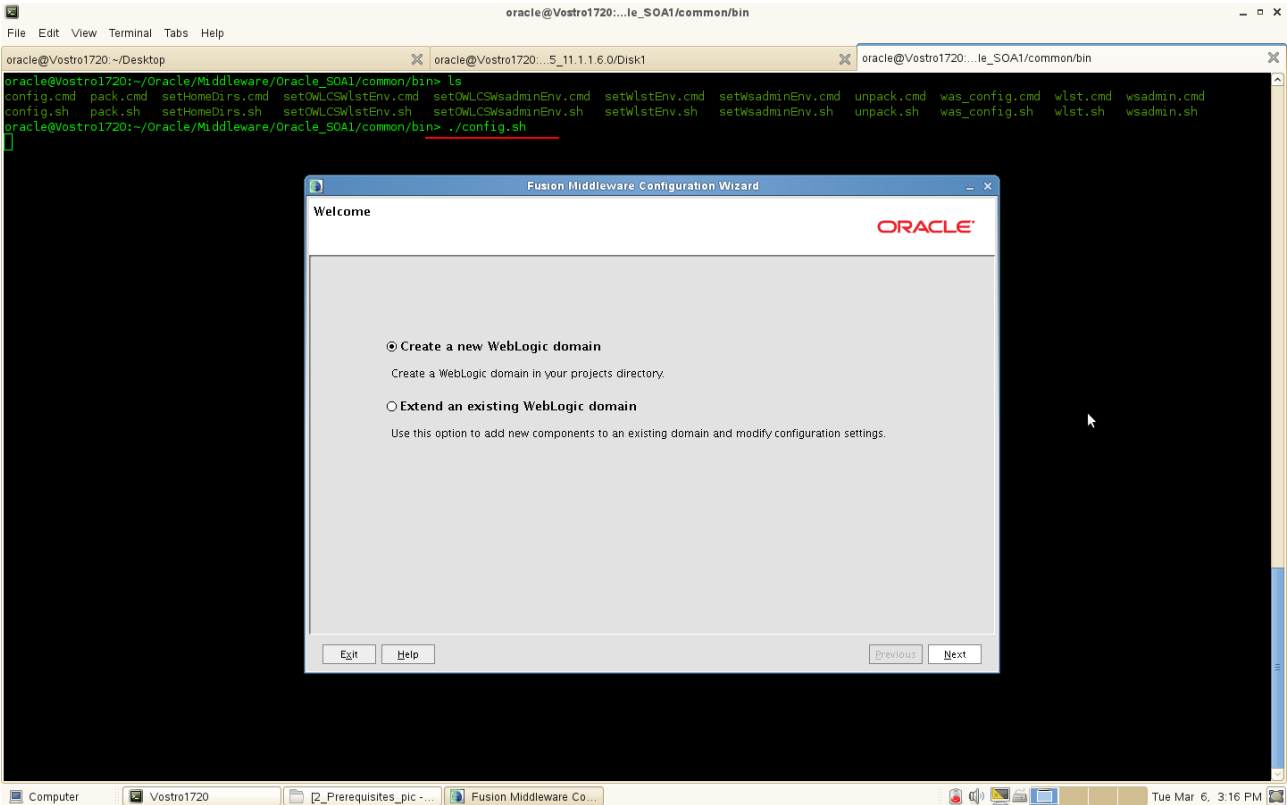
7). Installation Summary will be displayed as shown below. Click **Install** to continue. (Note: If you want to save this configuration to a text file, click **Save**. This file can be used later if you choose to perform the same installation from the command line.)



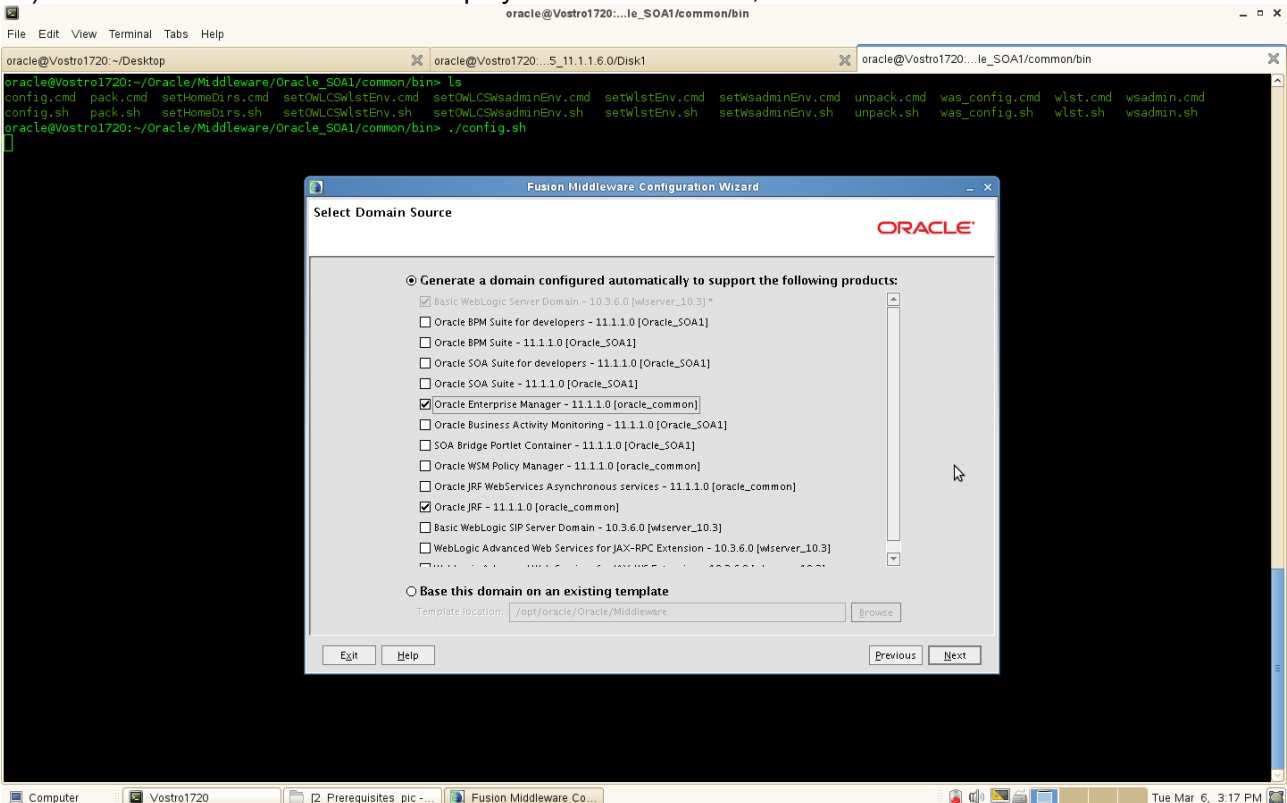
4-3. To create test domain by run the following script:

"/opt/oracle/Oracle/Middleware/Oracle_SOA1/common/bin/config.sh"

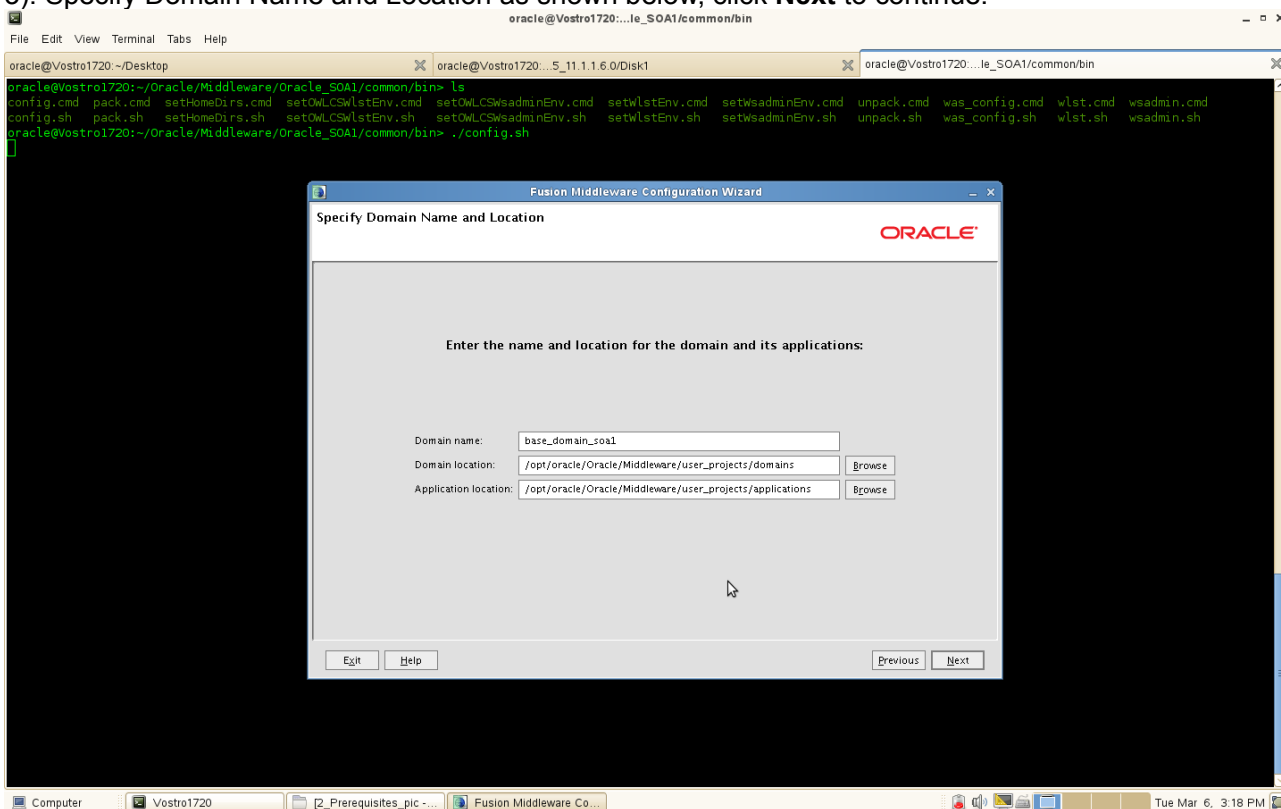
1). Welcome screen will be displayed as below. Selected **"Create a new WebLogic domain"** , click **Next** to continue.



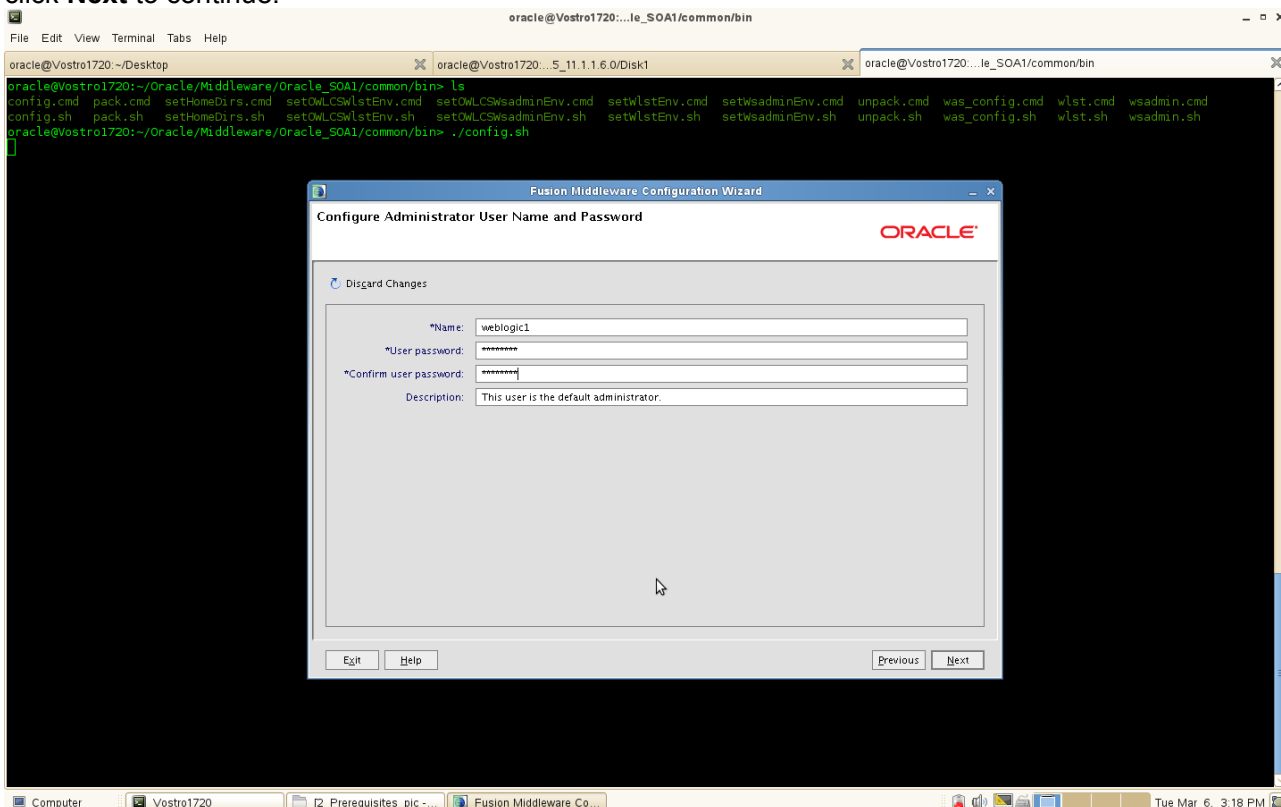
c2). Select Domain Source will be displayed as shown below, click **Next** to continue.



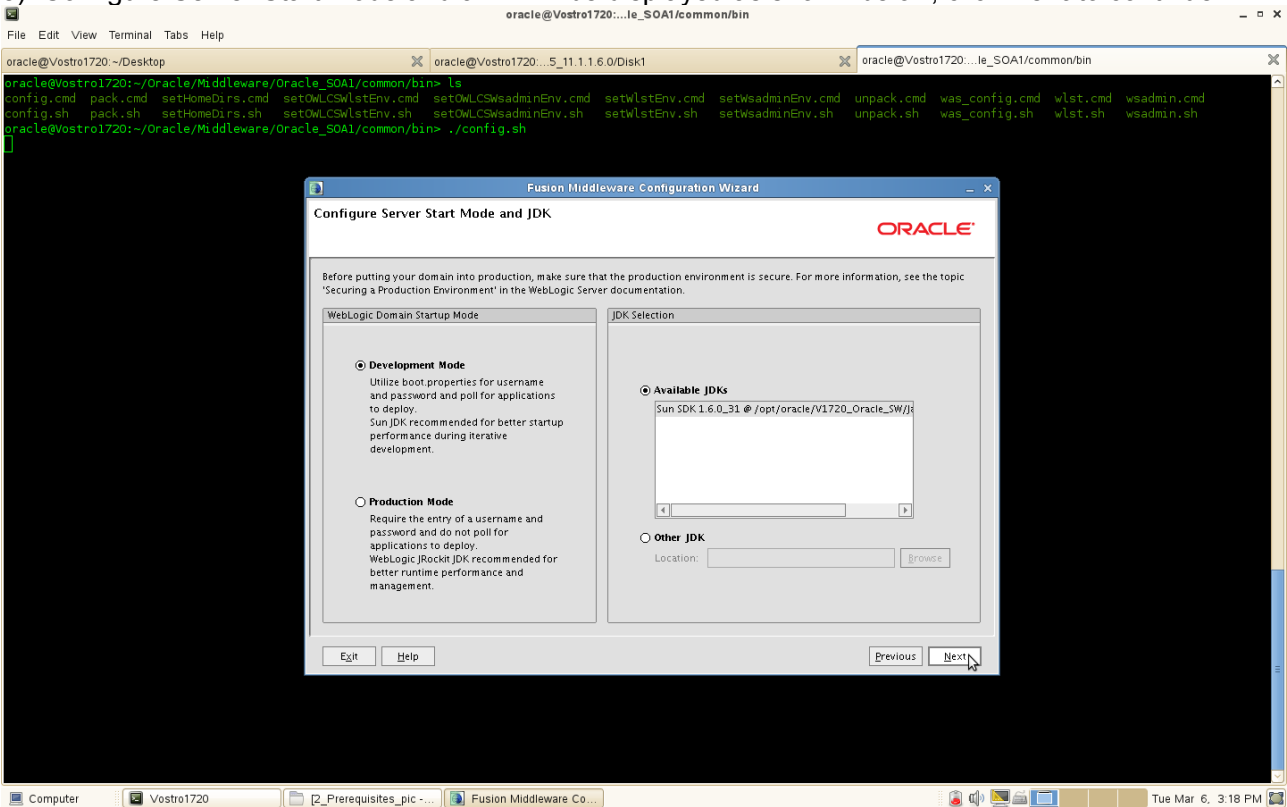
3). Specify Domain Name and Location as shown below, click **Next** to continue.



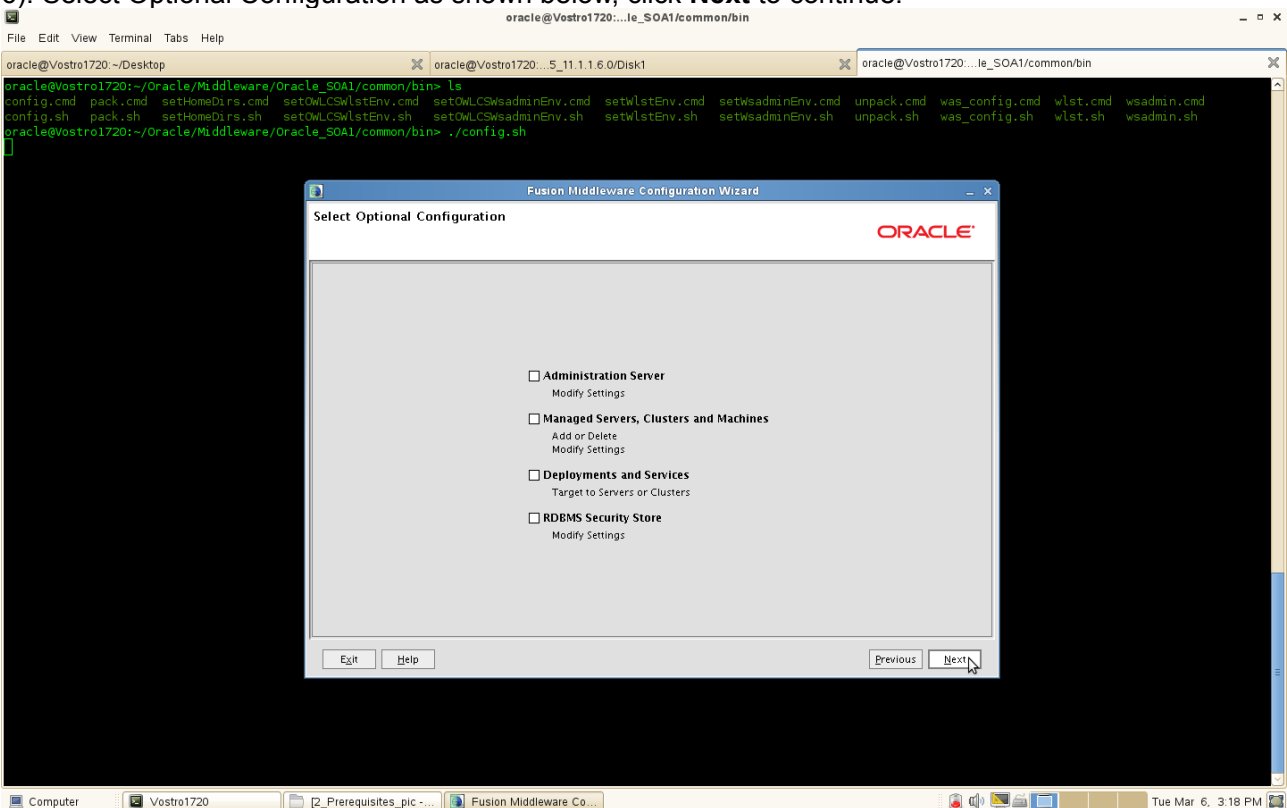
4). Configure Administrator User Name and Password will be displayed as below. Input the details and click **Next** to continue.



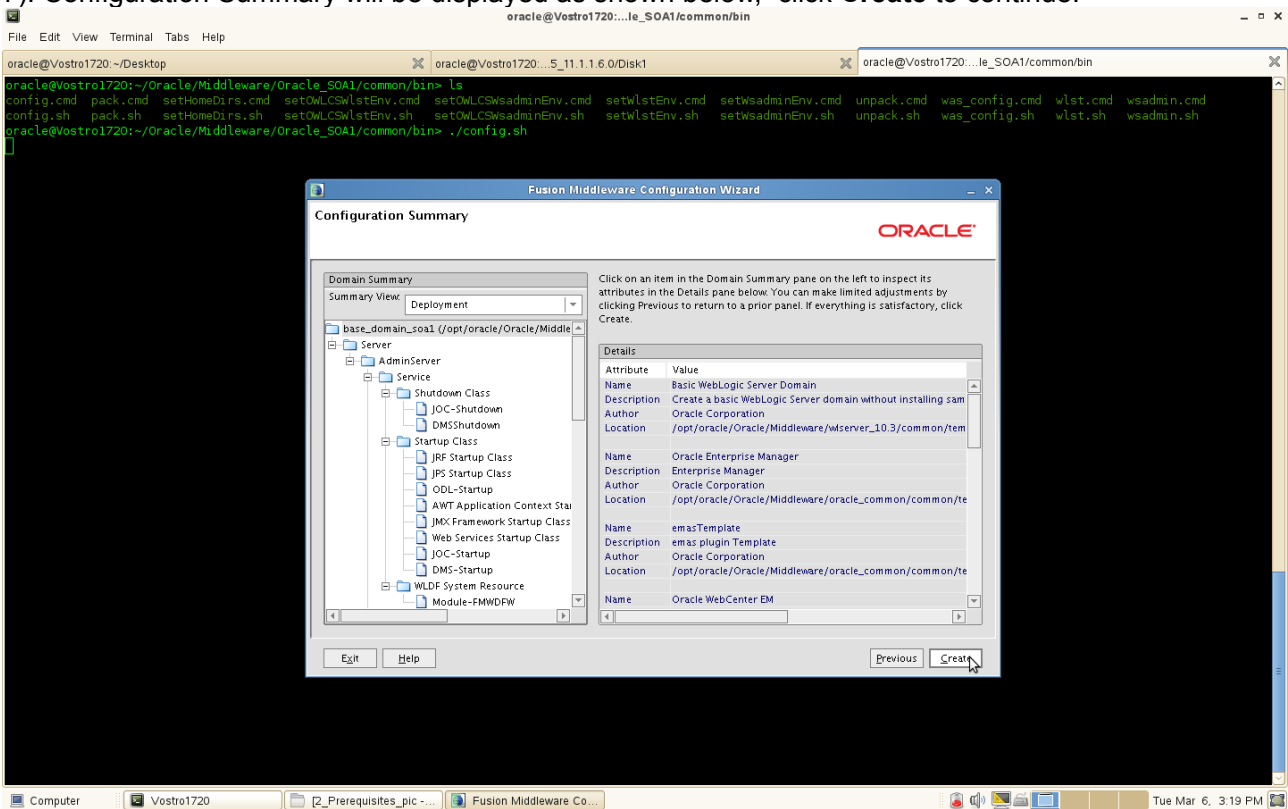
5). Configure Server Start Mode and JDK will be displayed as shown below, click **Next** to continue.



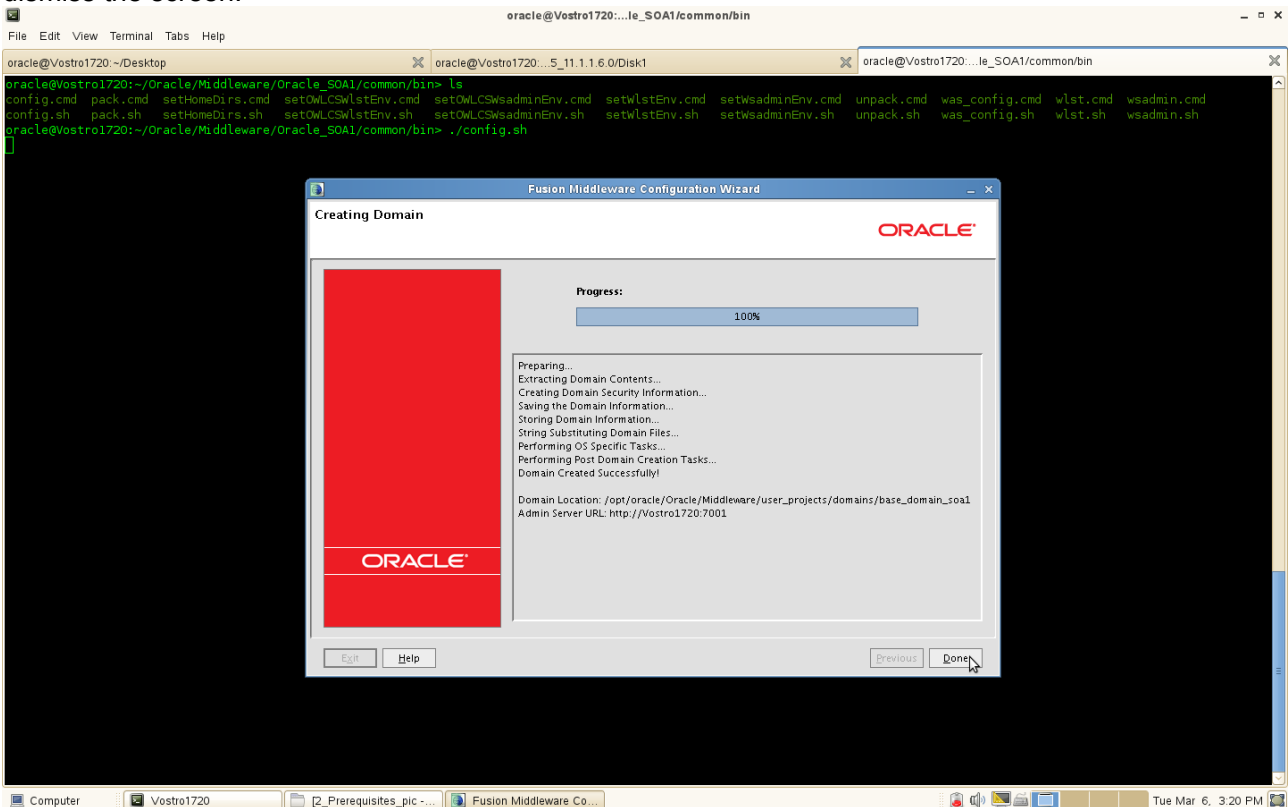
6). Select Optional Configuration as shown below, click **Next** to continue.



7). Configuration Summary will be displayed as shown below, click **Create** to continue.



8). Creating Domain Progress will be displayed as below. After the progress completed, click **Done** to dismiss the screen.

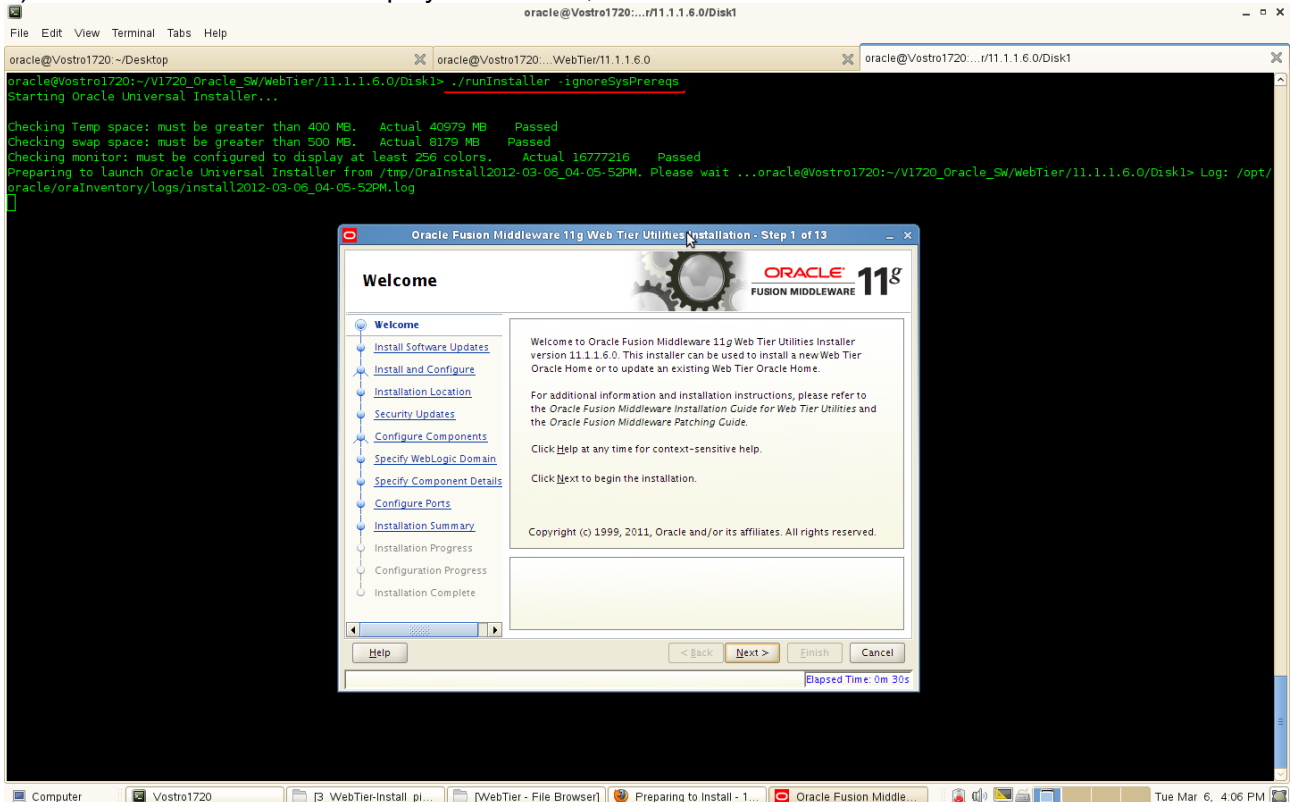


Web Tier Utilities Installation

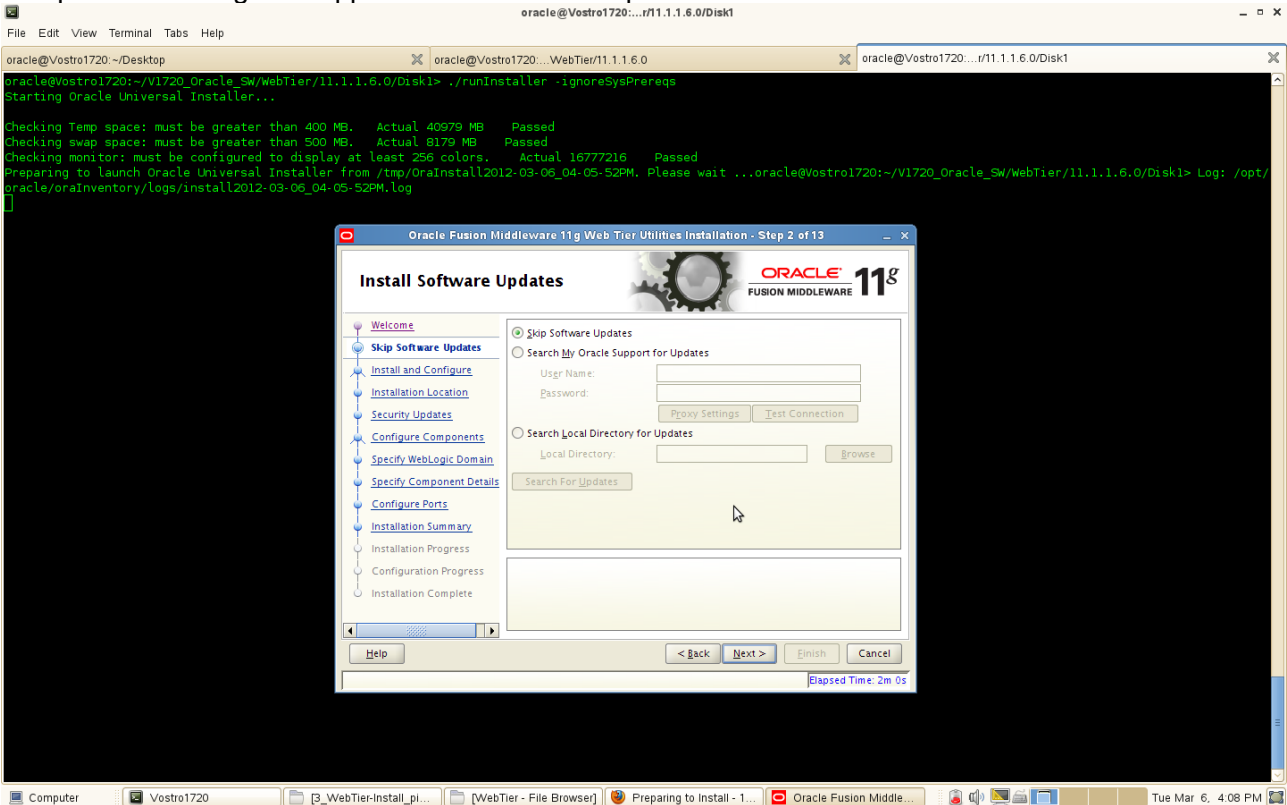
1. Download Oracle Web Tier Utilities 11.1.1.6.0 from:
<http://www.oracle.com/technetwork/middleware/downloads/fmw-11-download-092893.html>
2. Unzip the .zip file. From **WebTier_Shiphome/Disk1** launch the Web Tier installer with flag **'-ignoreSysPrereqs'**.

Install Flow:

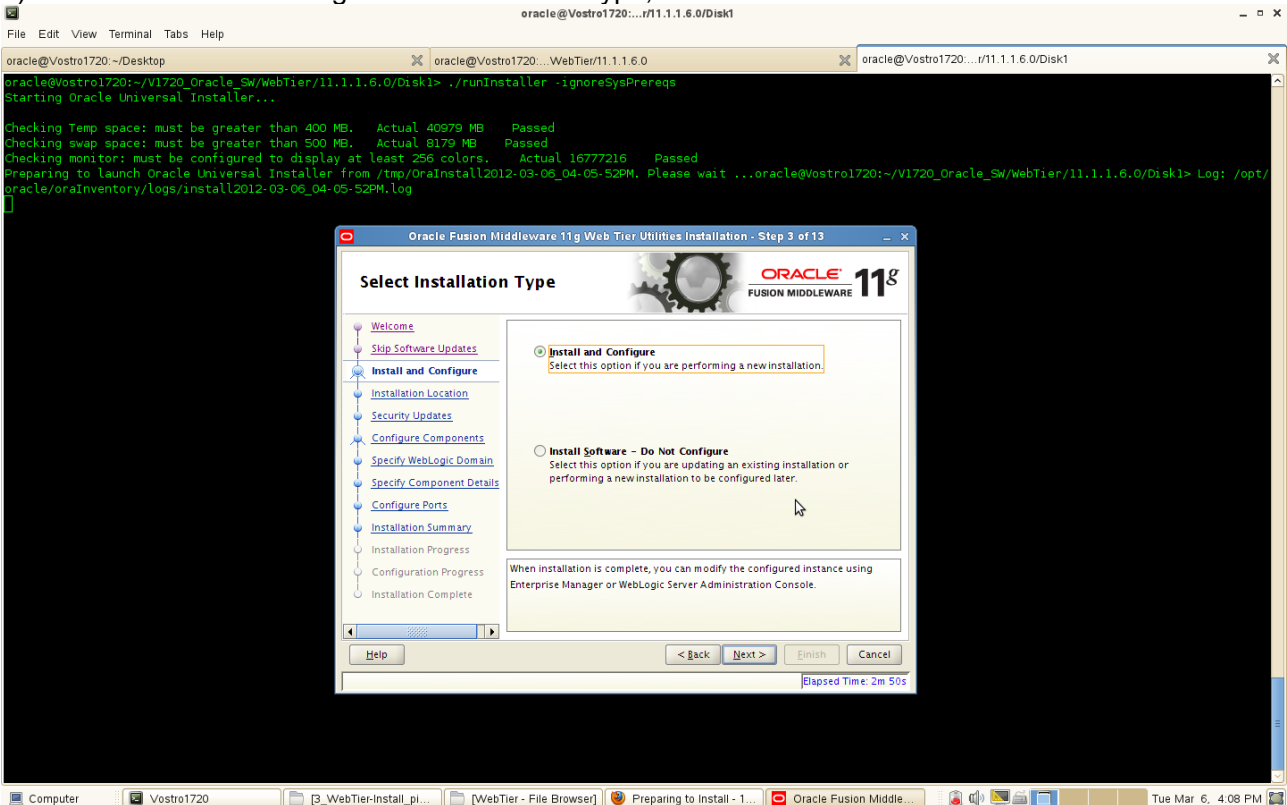
- 1). Welcome Screen will be displayed as below, click **Next** to continue.



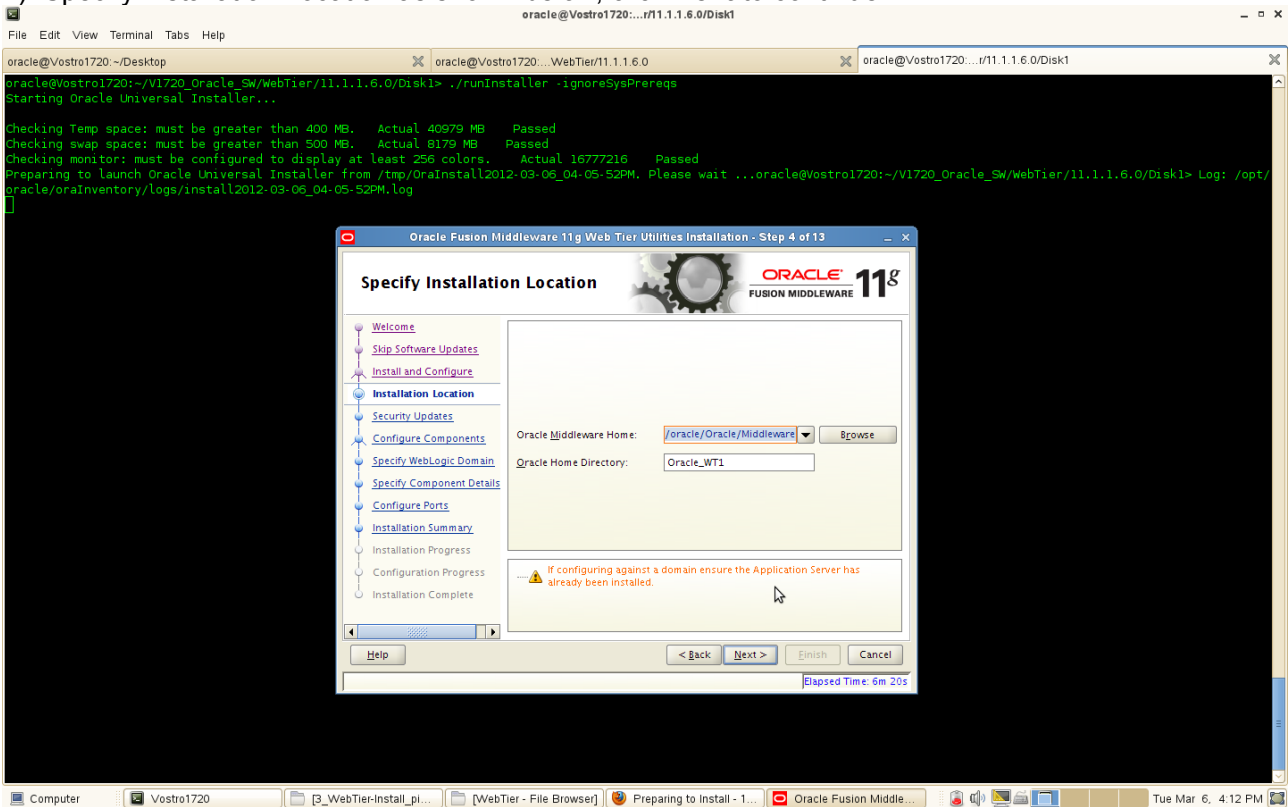
2). Install Software Updates. Select **"Skip Software Updates"** if you do not want the installer to check for updates that might be applicable to the current product installation. Click **Next** to continue.



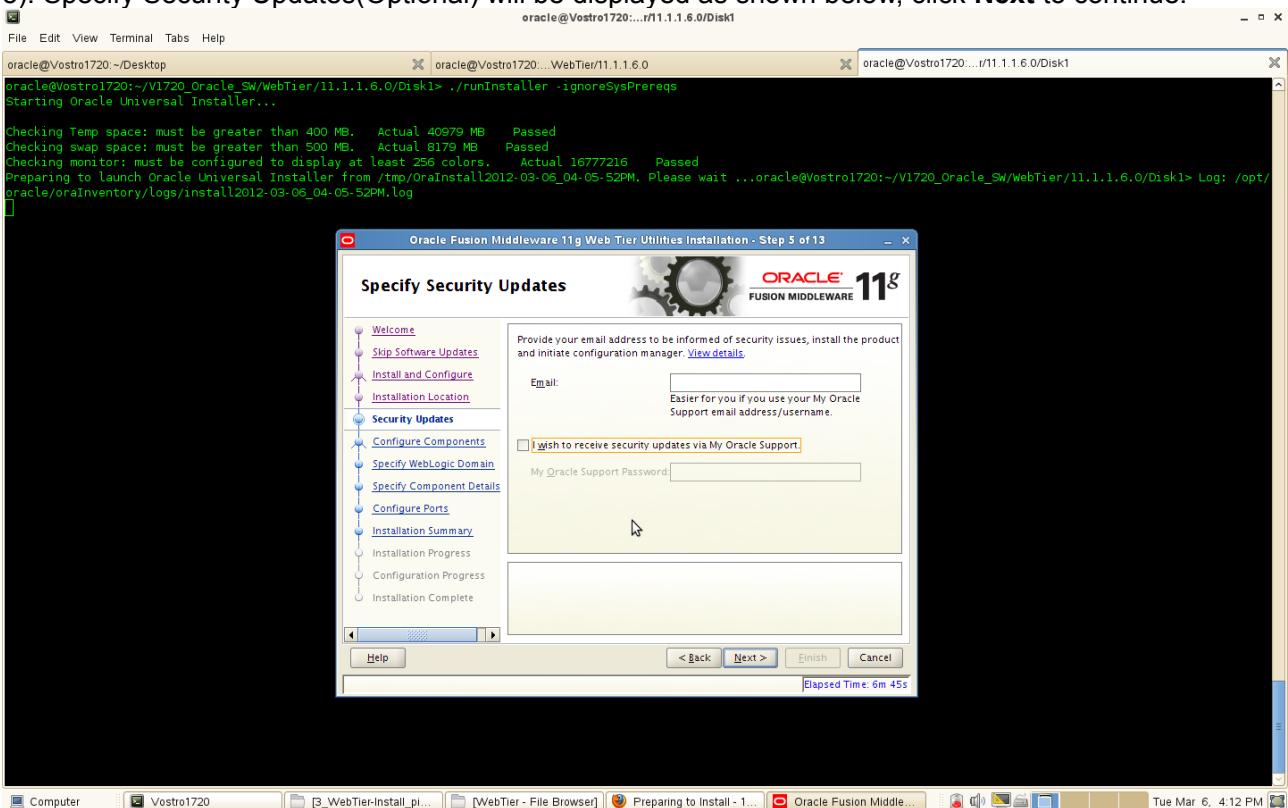
3). Select "Install and configure" as Installation Type, click Next to continue.



4). Specify Installation Location as shown below, click **Next** to continue.

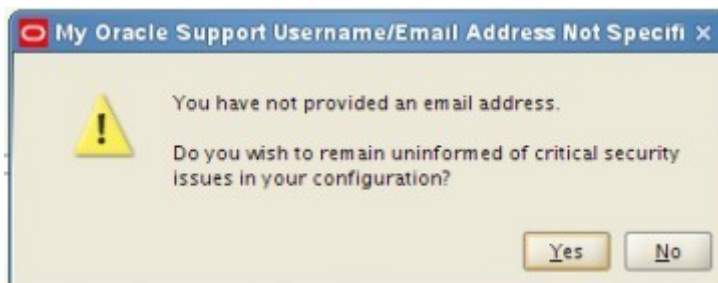


5). Specify Security Updates(Optional) will be displayed as shown below, click **Next** to continue.



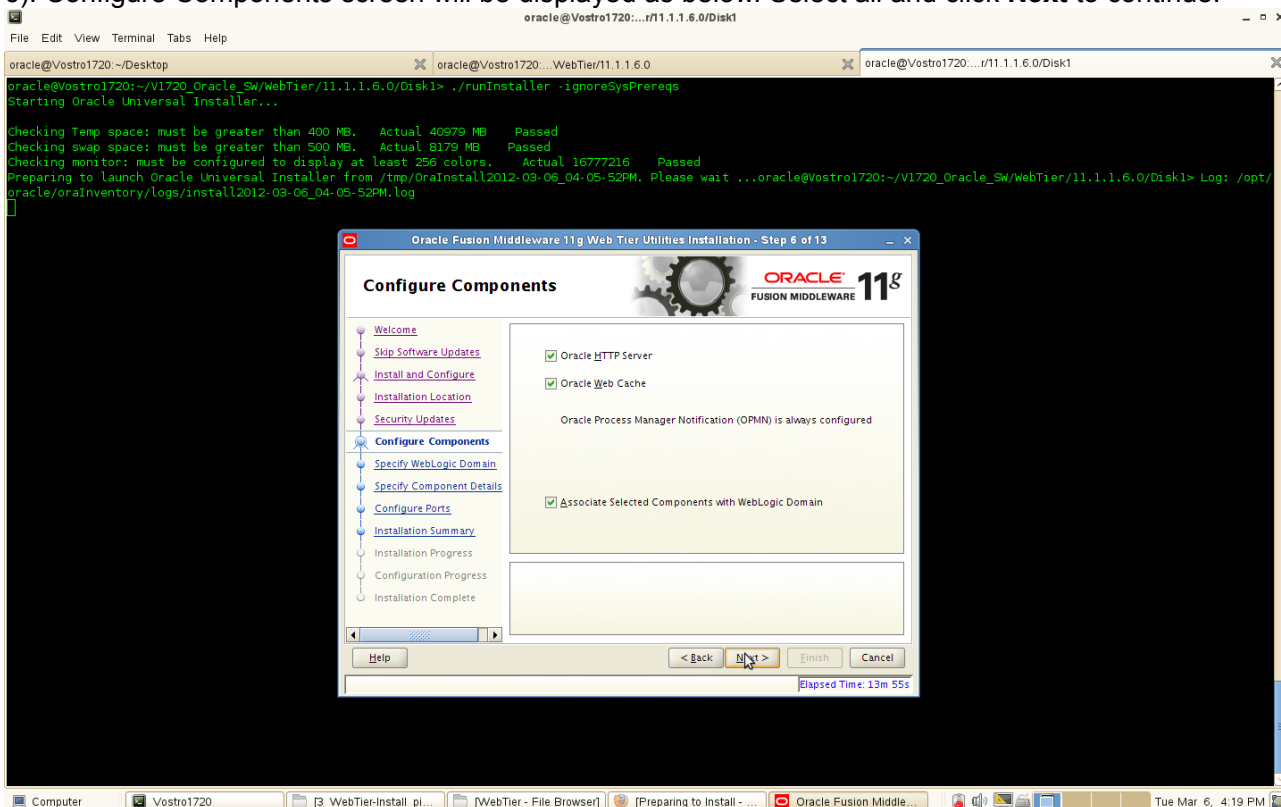
(Note:

Enter your E-mail address if you want to receive the latest product information and security updates. If you have a My Oracle account and wish to receive updates via this mechanism, select I wish to receive security updates via My Oracle Support, then enter your account password.

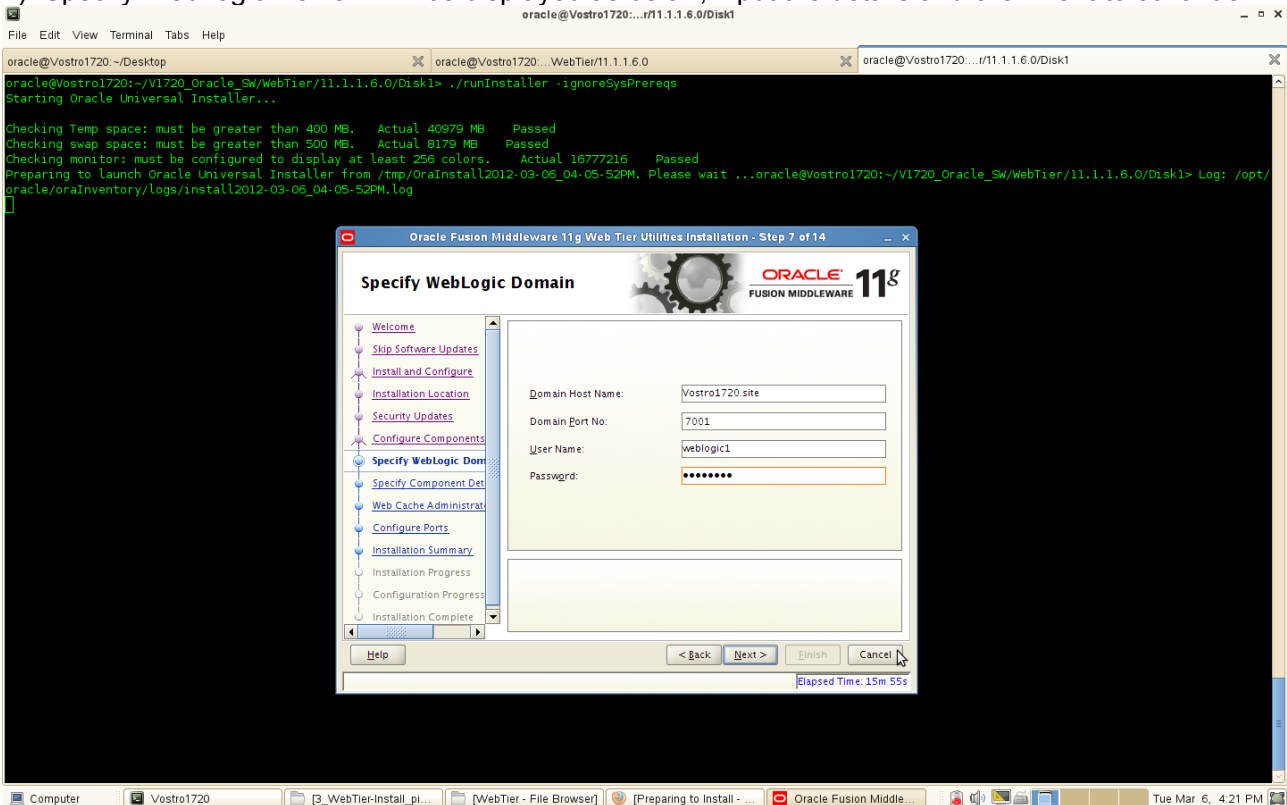


Click **Yes** to confirm that you do not want to register for security updates.
)

6). Configure Components screen will be displayed as below. Select all and click **Next** to continue.



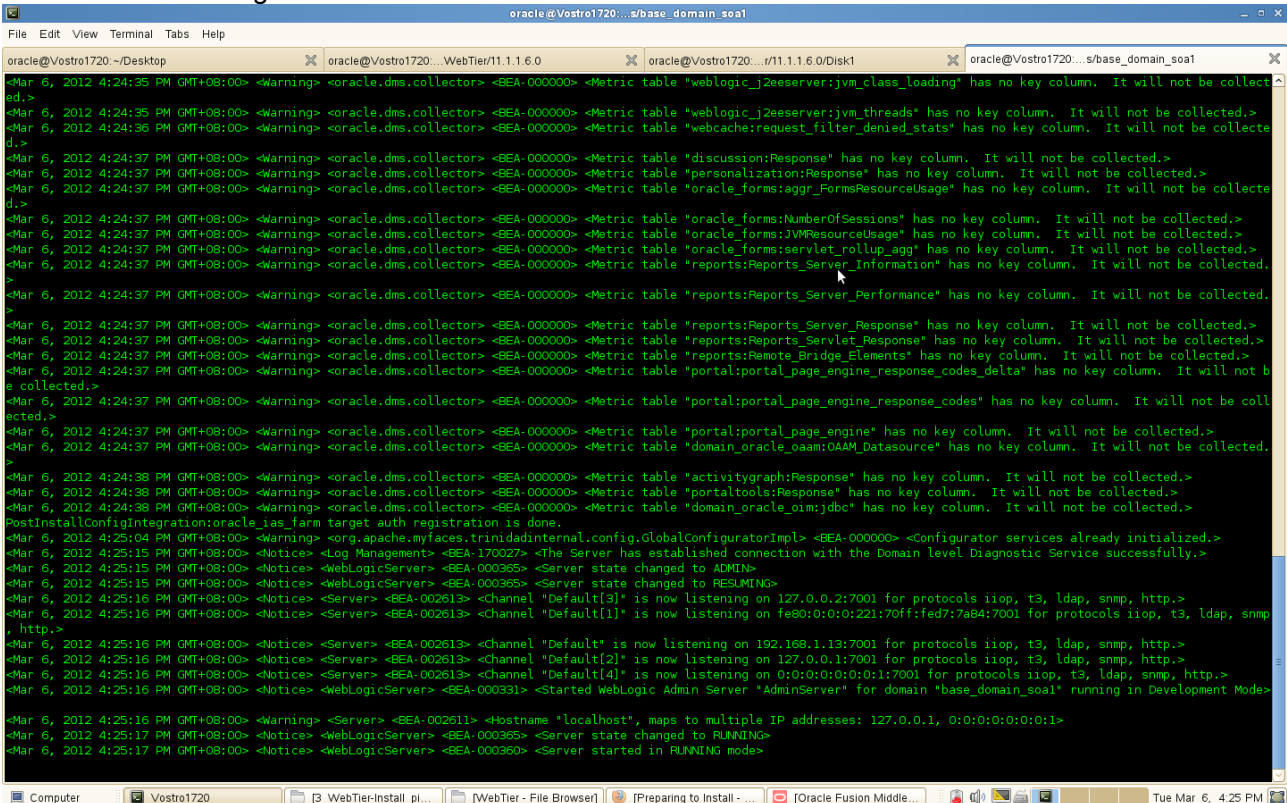
7). Specify WebLogic Domain will be displayed as below, input the details and click **Next** to continue.



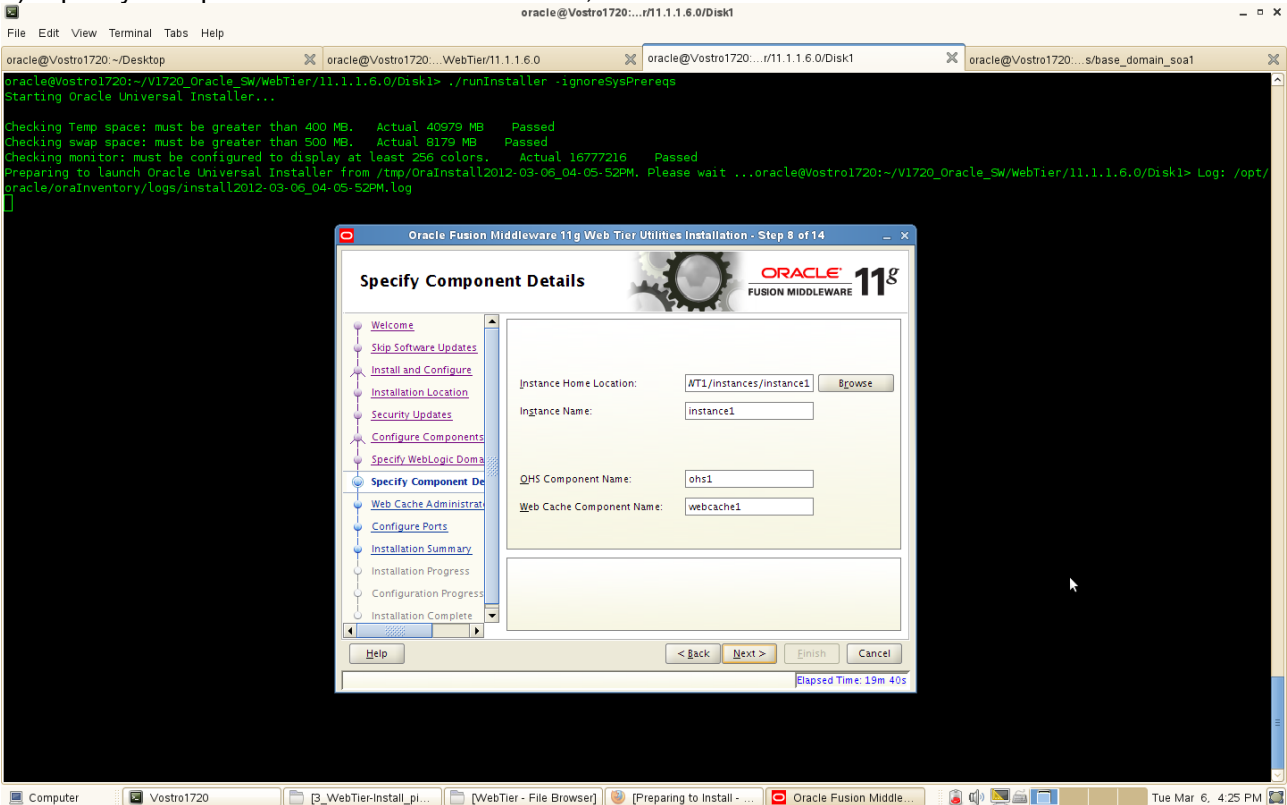
(Notes:

- 1) Use the domain which created by SOA config.sh, the domain should be up and running.
- 2) Startup the domain by running **startWebLogic.sh** from /Oracle_Middleware_Home/user_projects/domains/your_domain

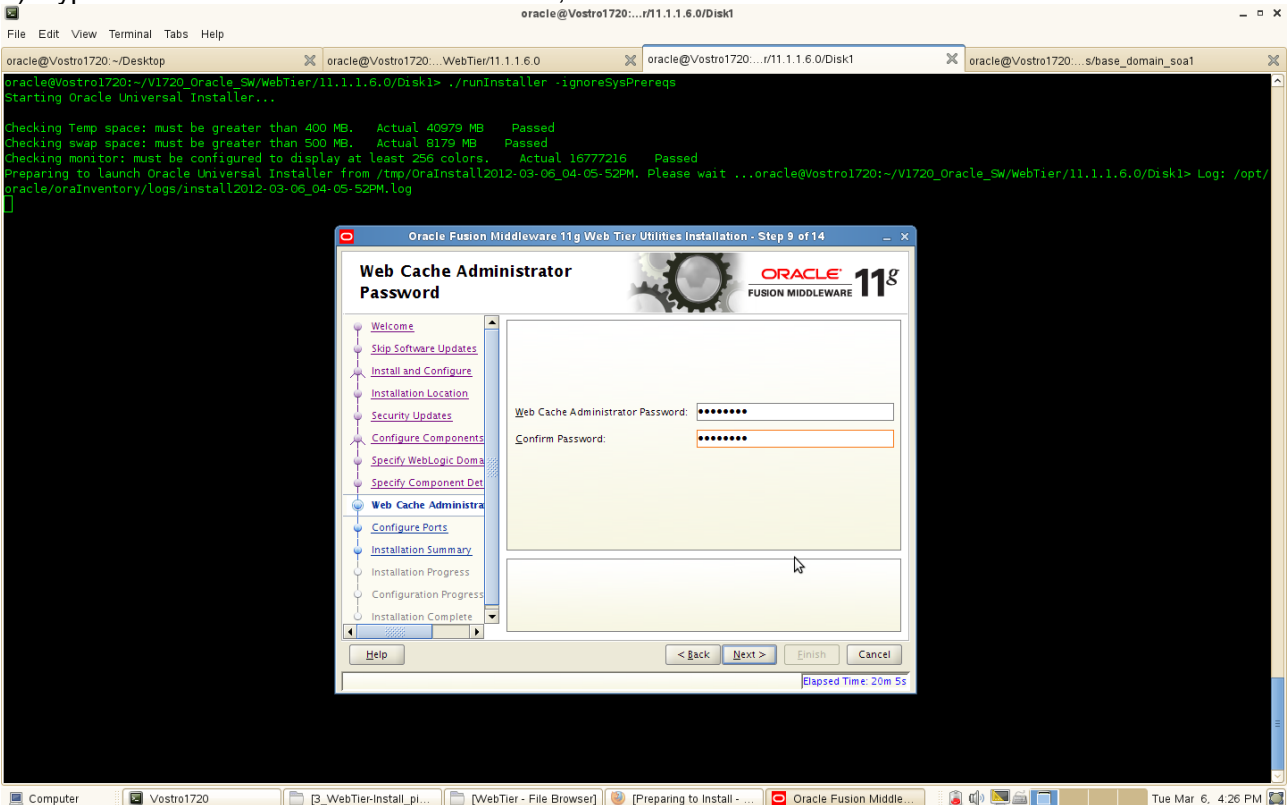
Screenshot: Starting Domain



8). Specify Component Details as shown below, click **Next** to continue.

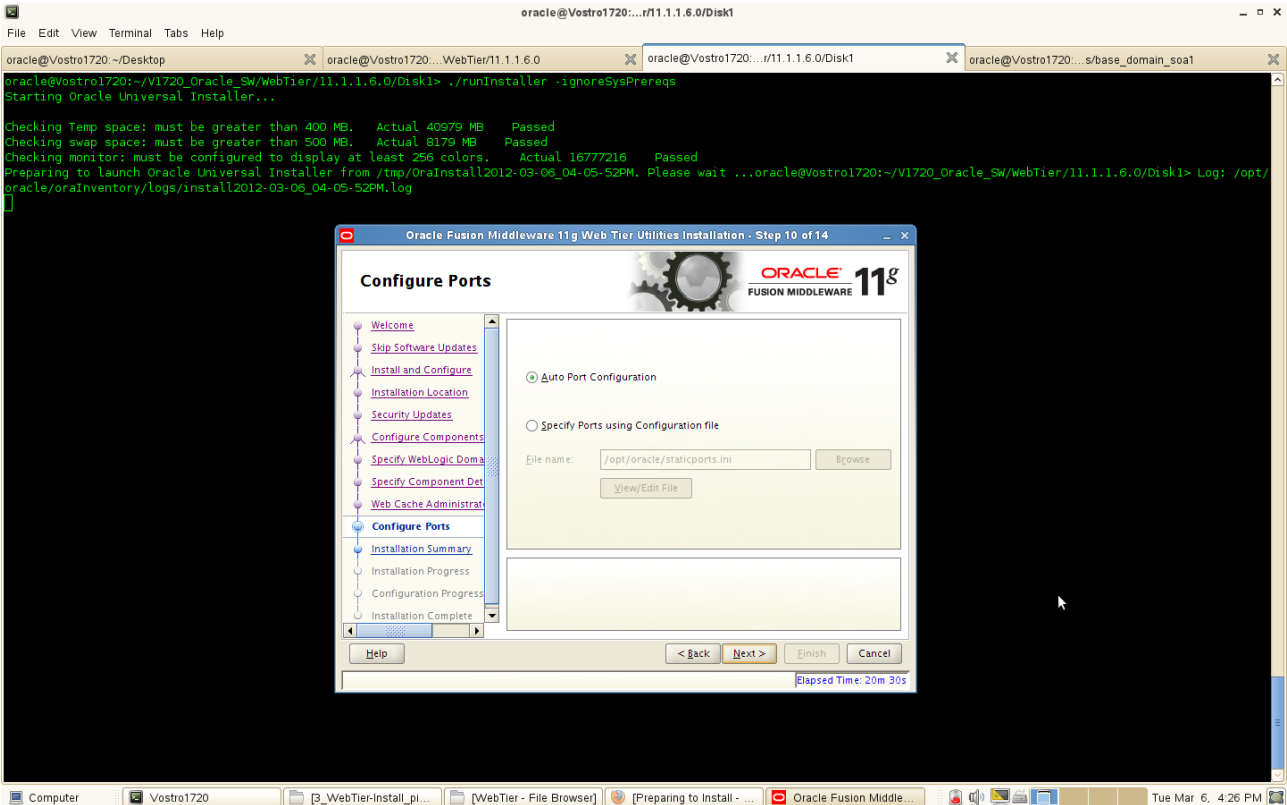


9). Type Web Cache Administrator Password, click **Next** to continue.

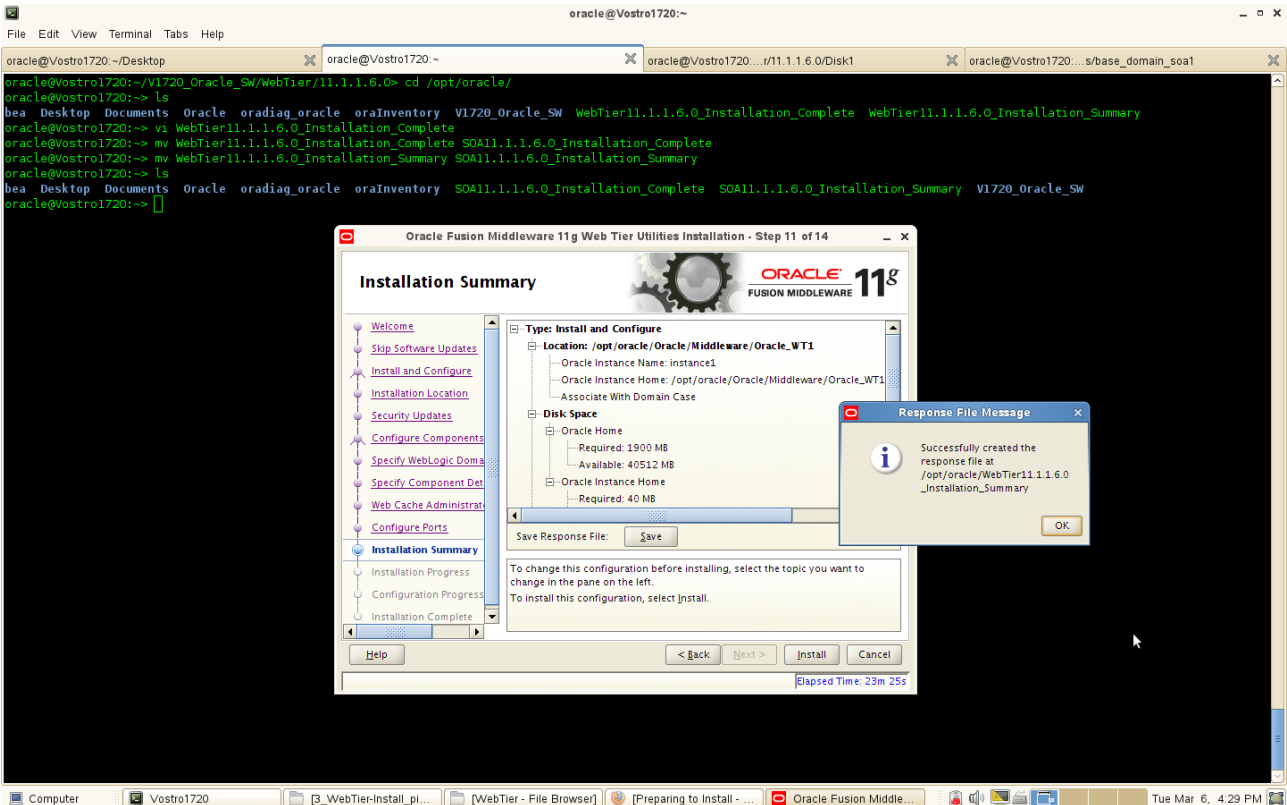


(Note: The password will be used to access Oracle Web Cache administration and Statistics URLs.)

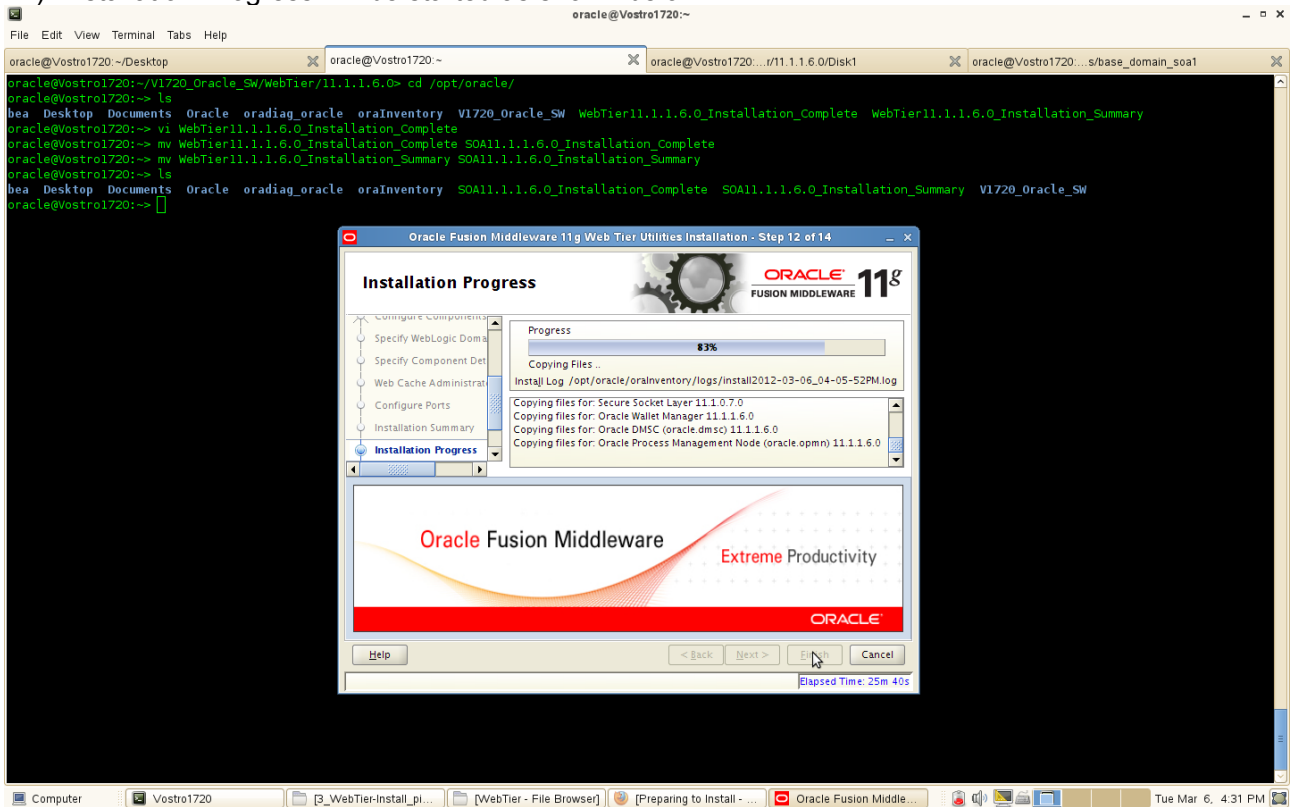
10). Configure Ports will be displayed as below, select **"Auto Port Configuration"** and click **Next** to continue.



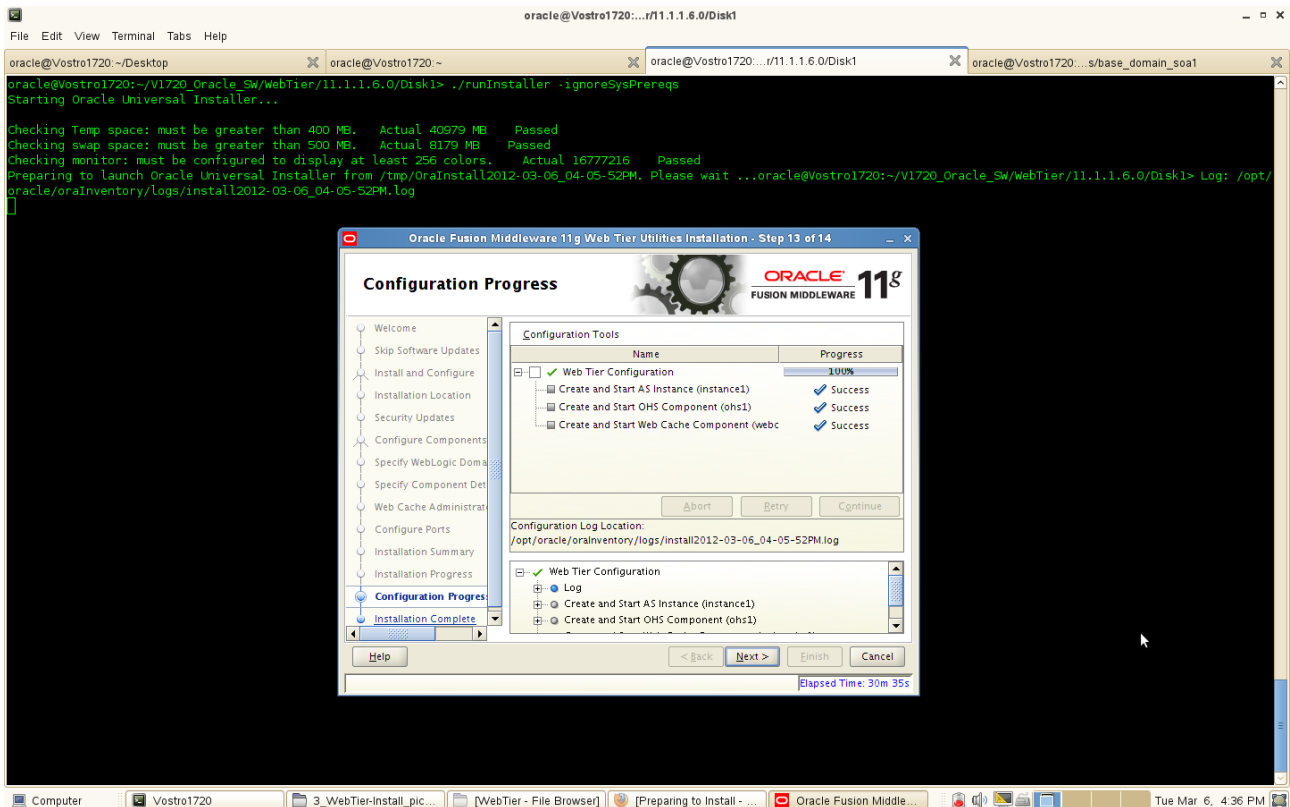
11). Installation Summary screen will be displayed as below, save the summary(optional) and click **Install** to continue.



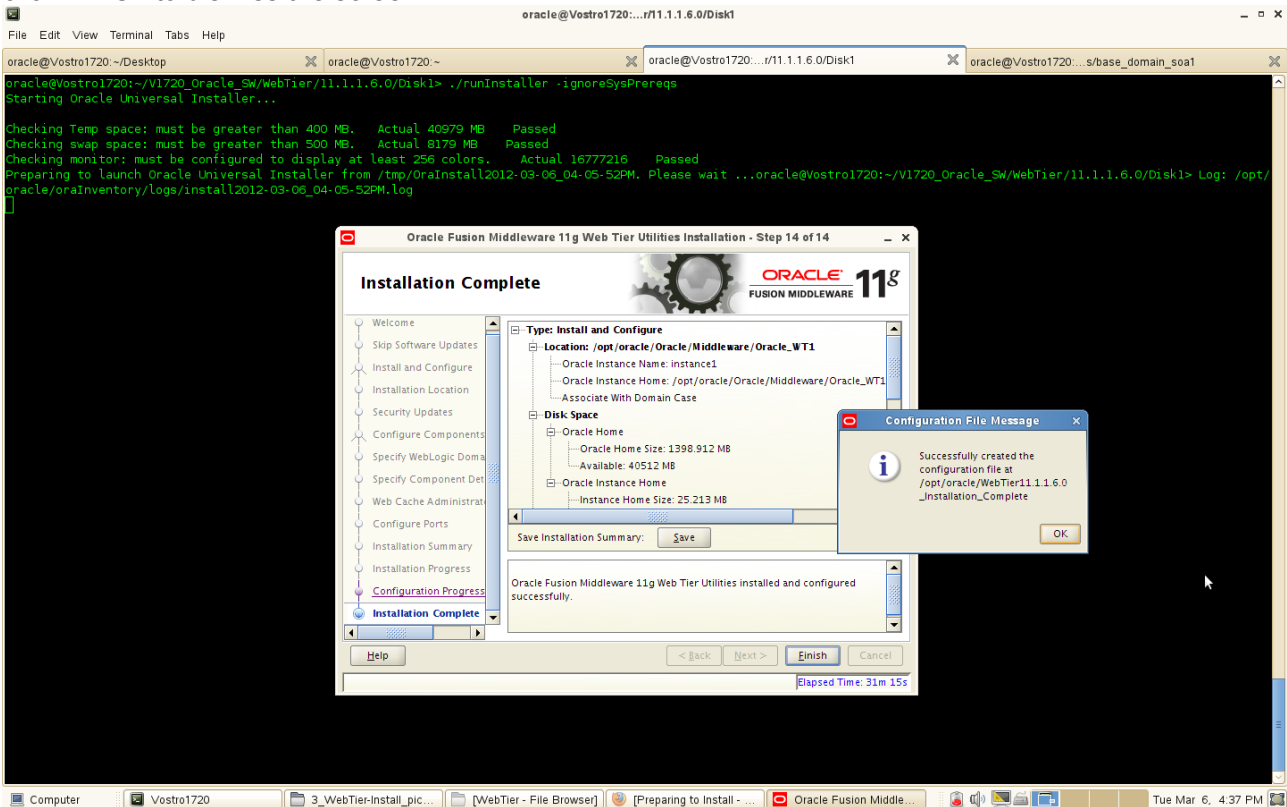
12). Installation Progress will be started as shown below.



13). Configuration Progress will auto run after the Installation Progress completed. Make sure all of the components are successful. Click **Next** to continue.



14). Installation Complete screen will be displayed as below, save installation summary click **OK** and click **Finish** to dismiss the screen.



Web Tier Installation and Configuration Summary as below:

Type: Install and Configure

Location: /opt/oracle/Oracle/Middleware/Oracle_WT1

Oracle Instance Name: instance1

Oracle Instance Home: /opt/oracle/Oracle/Middleware/Oracle_WT1/instances/instance1

Associate With Domain Case

Disk Space

Oracle Home

Oracle Home Size: 1398.912 MB

Available: 40512 MB

Oracle Instance Home

Instance Home Size: 25.213 MB

Available: 38612 MB

Domain Details

Hostname: Vostro1720.site

Port: 7001

User: weblogic1

System Components

Oracle Process Manager Notification (OPMN)

Oracle HTTP Server (OHS)

Oracle Web Cache

Accessible URLs

Oracle HTTP Server URL : <http://Vostro1720.site:7777>

Oracle HTTP Server SSL URL : <https://Vostro1720.site:4443>

Oracle Web Cache URL : <http://Vostro1720.site:7785>

Oracle Web Cache SSL URL : <https://Vostro1720.site:7789>

Oracle Web Cache Administration URL : <http://Vostro1720.site:7786>

Oracle Web Cache Statistics URL : <http://Vostro1720.site:7787>

Web Tier Utilities Post-Install Sanity Tests

1. Checked logs

1). Checked Install logs in `/opt/oracle/orainventory/logs/` directory. Logs available in a separate ZIP file **“WebTier_Orainventory_64bit_Logs.zip”**.

2). Checked AdminServer logs in

`/opt/oracle/Oracle/Middleware/user_projects/domains/your_domain/servers/AdminServer/logs/` directory. Logs available in a separate ZIP file **“WebTier_64bit_TestDomainLogs.zip”**.

2. Checked for the ias components status.

Go to `$ORACLE_INSTANCE_HOME/bin`, run `./opmnctl status -l` (Stopped all services and re-started them with `opmnctl`. Checked status and all services were able to be stopped and re-started fine.)

```

oracle@Vostro1720:~/ncs/instance1/bin$ ./opmnctl status -l
Processes in Instance: instance1
-----
ias-component | process-type | pid | status | uid | memused | uptime | ports
-----
webcache1     | WebCache-admin | 8771 | Alive | 1282482498 | 148804 | 0:11:39 | http_admin:7786
webcache1     | WebCache       | 8770 | Alive | 1282482497 | 163656 | 0:11:39 | http_stat:7787,http_invalidation:7788,https_listen:7789,http_listen:7785
ten:7785      |                |      |      |      |      |      |
ohs1          | OHS            | 8615 | Alive | 1282482496 | 141076 | 0:11:52 | https:9999,https:4443,http:7777

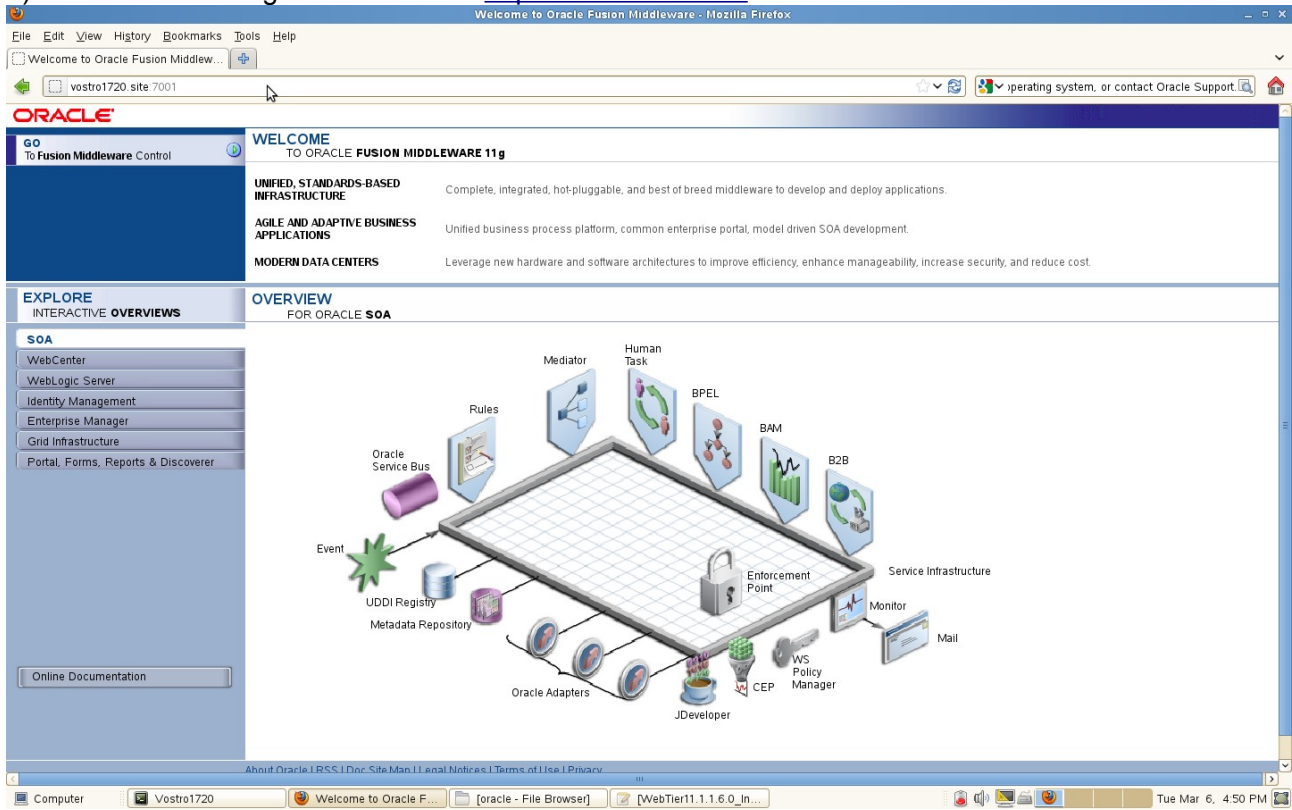
oracle@Vostro1720:~/Oracle/Middleware/Oracle_WT1/instances/instance1/bin$ ./opmnctl stopall
opmnctl stopall: stopping opmn and all managed processes...
oracle@Vostro1720:~/Oracle/Middleware/Oracle_WT1/instances/instance1/bin$ ./opmnctl status -l
opmnctl status: opmn is not running.
oracle@Vostro1720:~/Oracle/Middleware/Oracle_WT1/instances/instance1/bin$ ./opmnctl startall
opmnctl startall: starting opmn and all managed processes...
oracle@Vostro1720:~/Oracle/Middleware/Oracle_WT1/instances/instance1/bin$ ./opmnctl status -l
Processes in Instance: instance1
-----
ias-component | process-type | pid | status | uid | memused | uptime | ports
-----
webcache1     | WebCache-admin | 9201 | Alive | 1282482501 | 144976 | 0:00:06 | http_admin:7786
webcache1     | WebCache       | 9202 | Alive | 1282482500 | 168216 | 0:00:06 | http_stat:7787,http_invalidation:7788,https_listen:7789,http_listen:7785
ten:7785      |                |      |      |      |      |      |
ohs1          | OHS            | 9200 | Alive | 1282482499 | 379164 | 0:00:06 | https:9999,https:4443,http:7777

oracle@Vostro1720:~/Oracle/Middleware/Oracle_WT1/instances/instance1/bin$

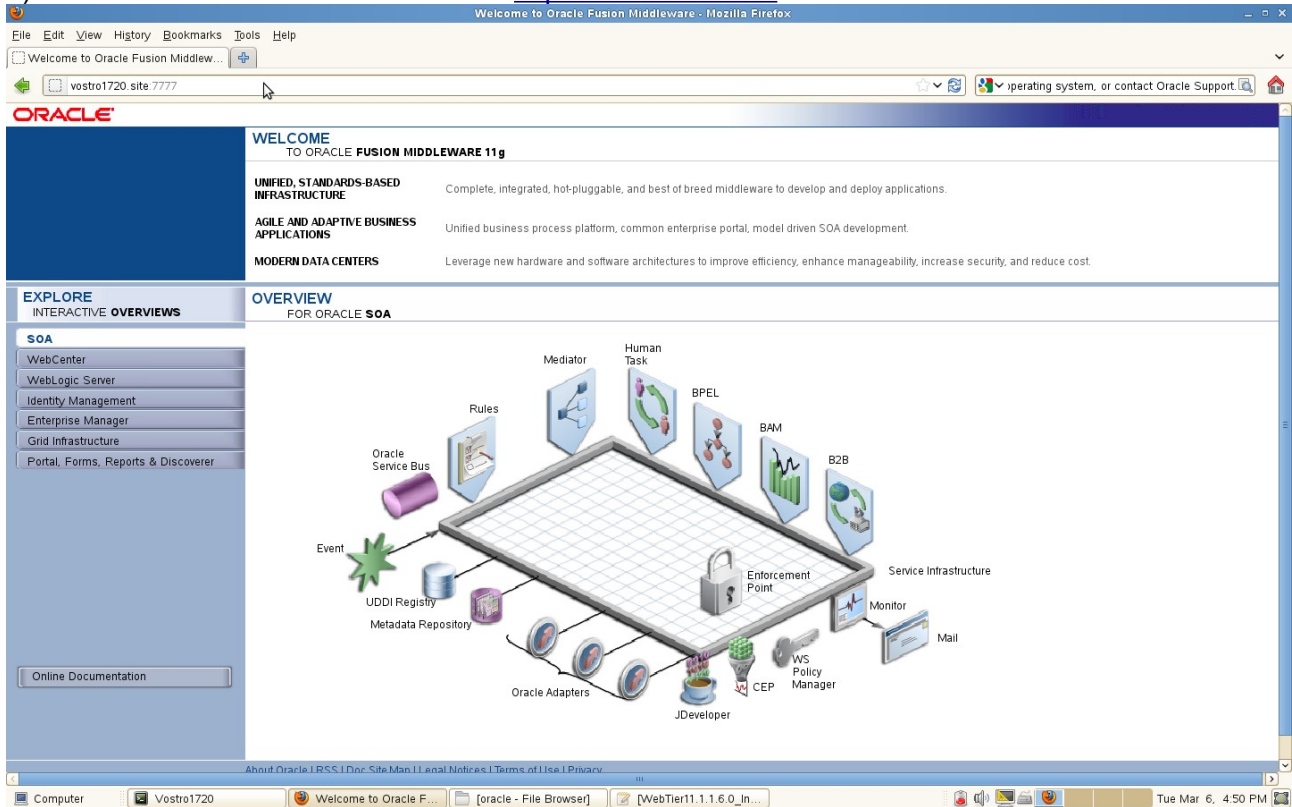
```

3. Checked all listed URLs for correctly operating services:

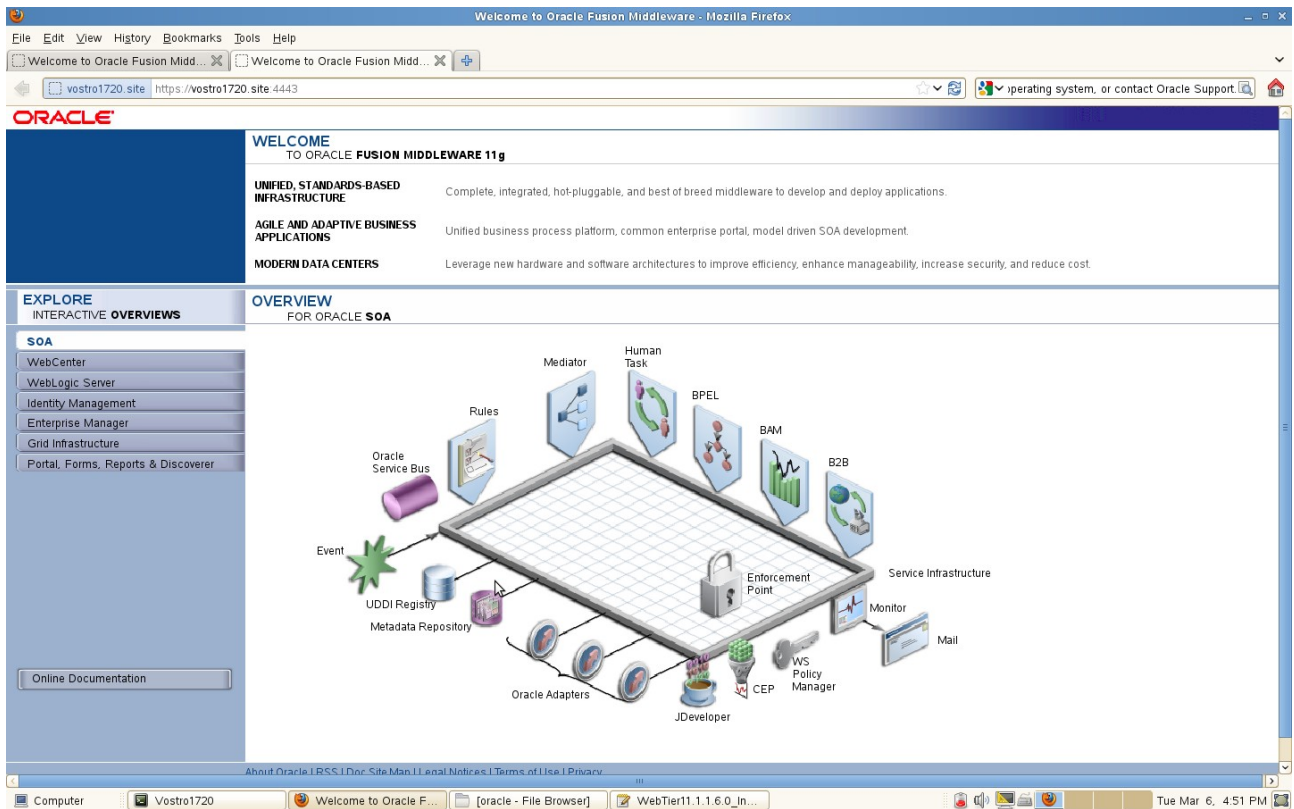
1). Access to WebLogic domain URL : <http://hostname:7001>.



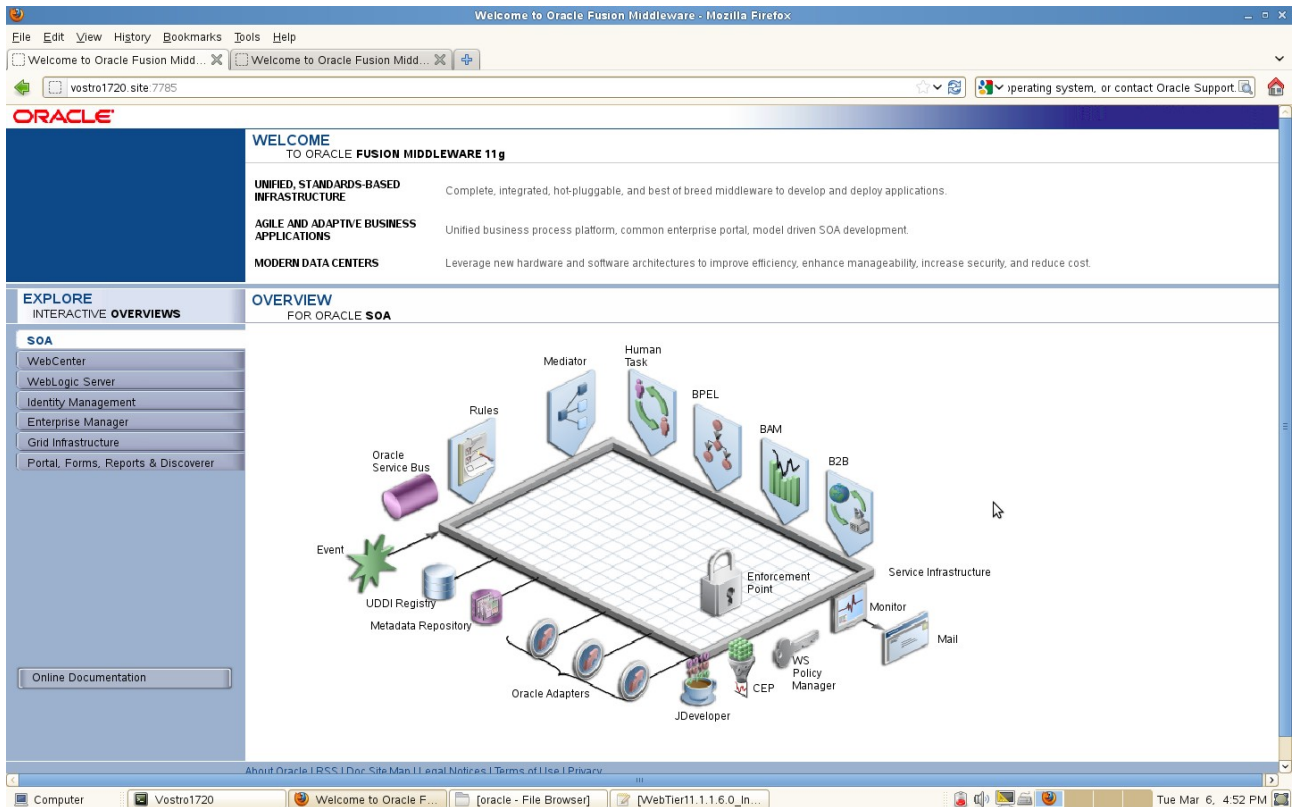
2). Access to Oracle HTTP Server URL : <http://hostname:7777>



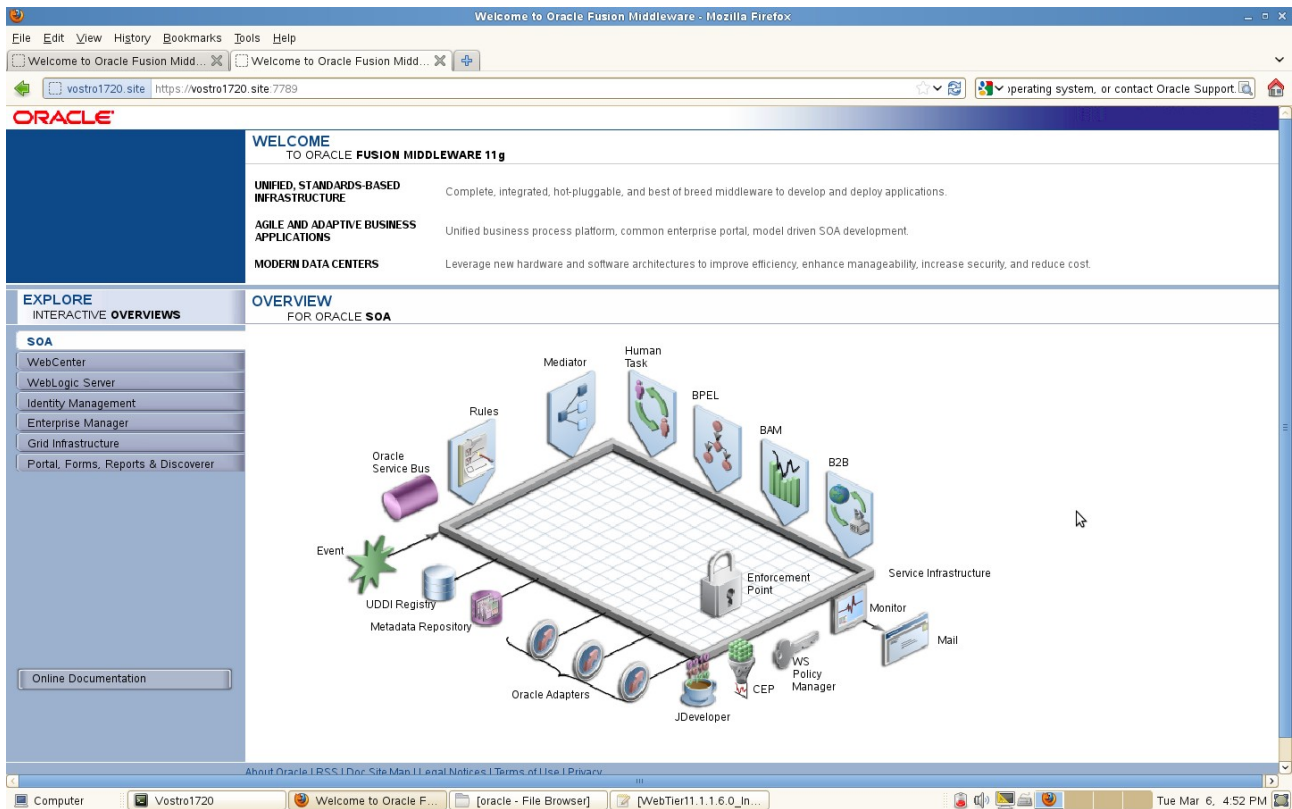
3). Access to Oracle HTTP Server SSL URL : <https://hostname:4443>



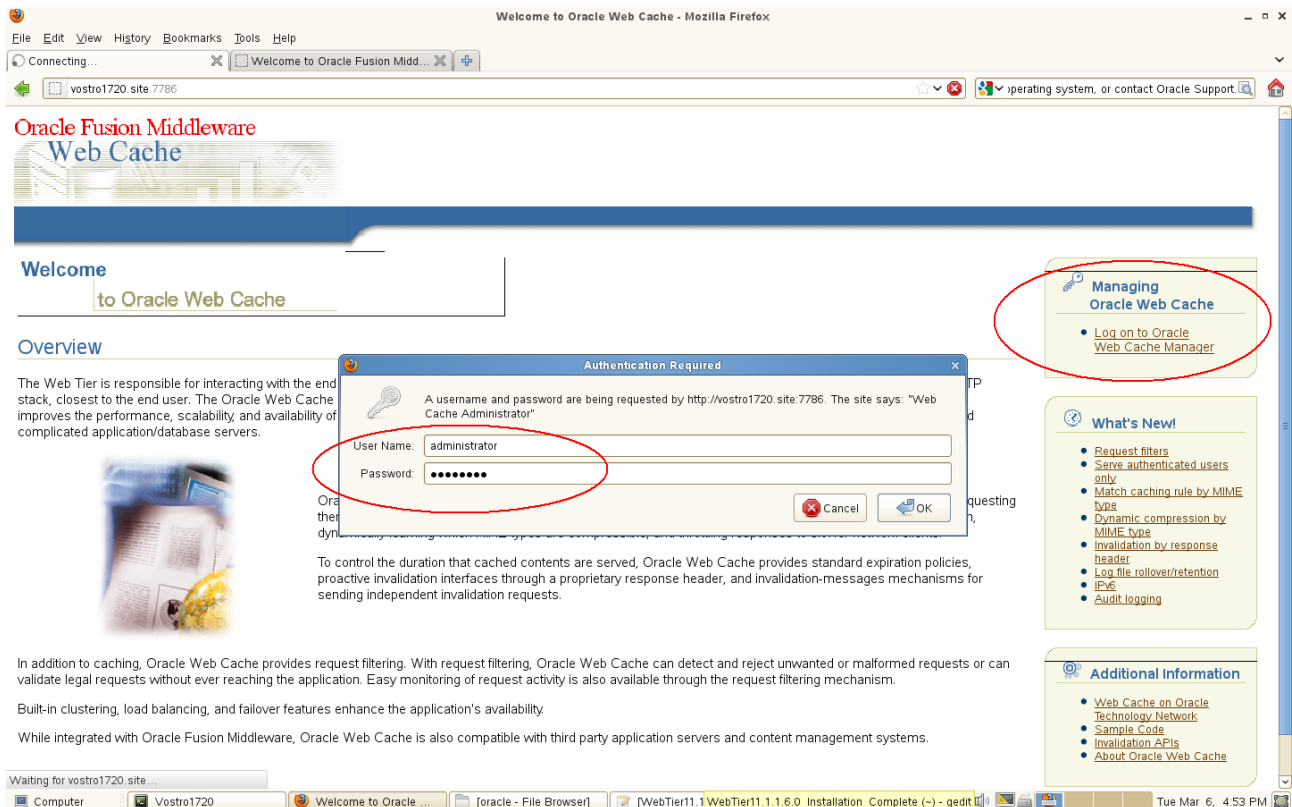
4). Access to Oracle Web Cache URL : <http://hostname:7785>



5). Access to Oracle Web Cache SSL URL : <https://hostname:7789>



6). Access to Oracle Web Cache Administration URL : <http://hostname:7786>. (Note: The password was given by set "Web Cache Administrator Password" during the WebTier installation.)



Web Cache Administration Home Page

7). Access to Oracle Web Cache Statistics URL : <http://hostname:7787>. (Note: The password was given by set "Web Cache Administrator Password" during the WebTier installation.)

Home Page

Oracle Web Cache Internal Diagnosability Monitor

Display: As Is Refresh: Every 15 Seconds

Diagnosability Information (Mode=NORMAL)

Default Screens

- [Detailed Memory Statistics](#)
- [Statistics Manager Information](#)
- [Active Operations](#)
- [Stalled Operations](#)
- [Historic Timed Statistics](#)
- [Historic Non-Timed Statistics](#)
- [Top Process Statistics](#)

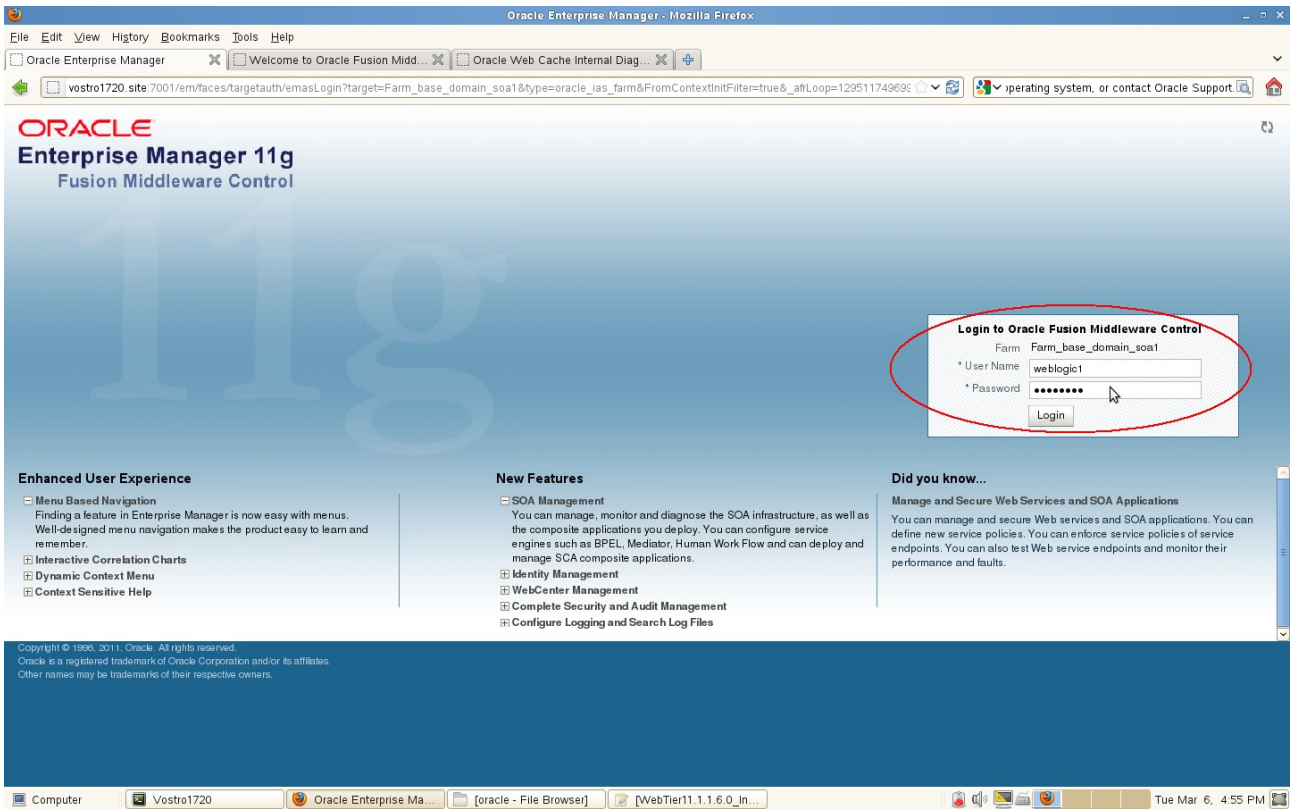
Custom Screens

[WxcaPSSStatsX]	Auto Tuning Stats	Auto Tuning Information	Private
[connpoolStatsX]	B/E Connection Stats	Backend Connection Pool statistics information	Private
[wxbeStatsX]	Backend Fiber Stats	Origin server statistics information	Private
[wibrStatsX]	Brigade Stats	Cache document brigade statistics information	Private
[WxcastatsRX]	Cache Rules Recent Stats	Cache Rules Recent Stats Information	Private
[WxcastatsX]	Cache Rules Stats	Cache Recent Stats Information	Public
[wxcoStatsX]	Compression Operation Stats	Cache document compression information	Private
[compStatsX]	Compression Stats	MIME Content Types Compression Information	Private
[ConnStatsX]	Connection Stats	Connection statistics information	Private
[wcccStatsX]	Cookie Cache Stats	Cookie Cache Stats	Private

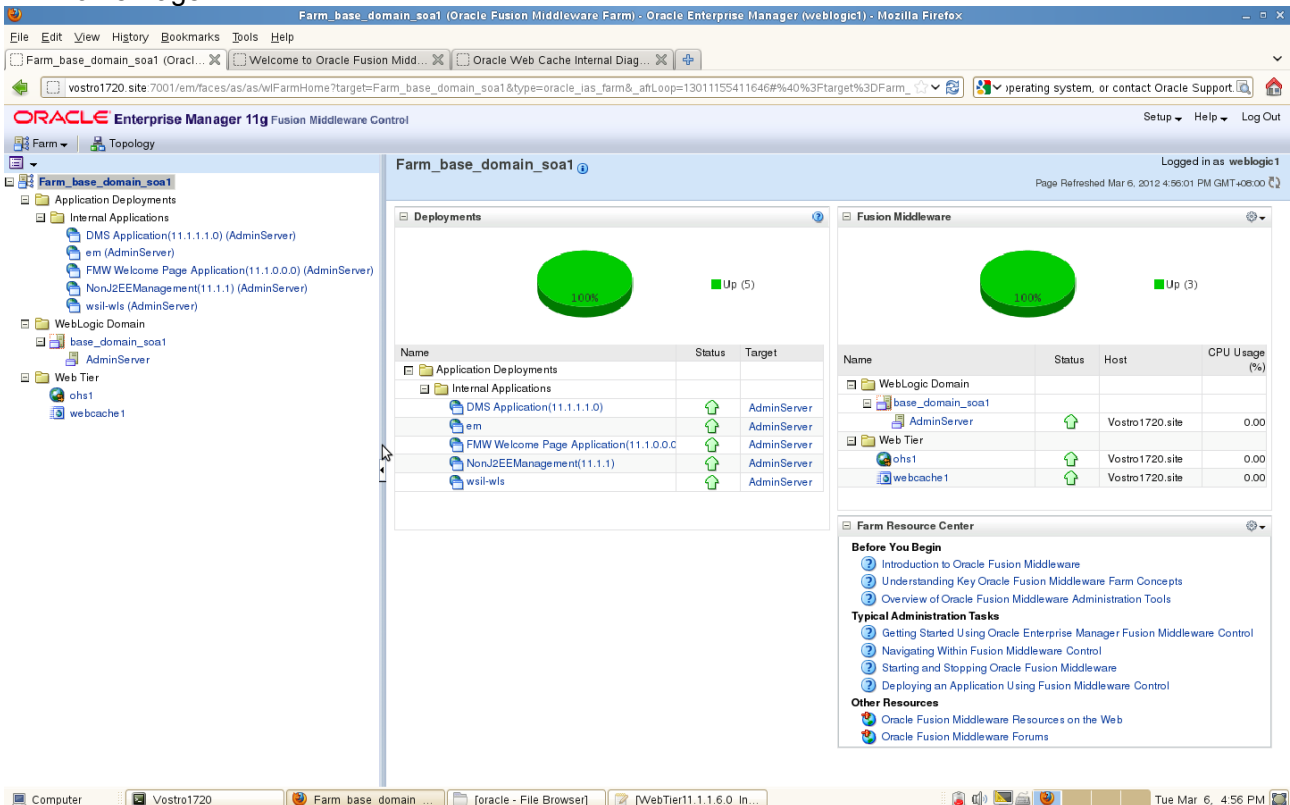
Computer | Vostro1720 | Oracle Web Cache In... | [oracle - File Browser] | WebTier11.1.1.6.0_In... | Tue Mar 6, 4:54 PM

4. Oracle Enterprise Manager 11g Fusion MiddleWare Control Tests

1). Access to the EM URL: <http://hostname:7001/em> and check of status.

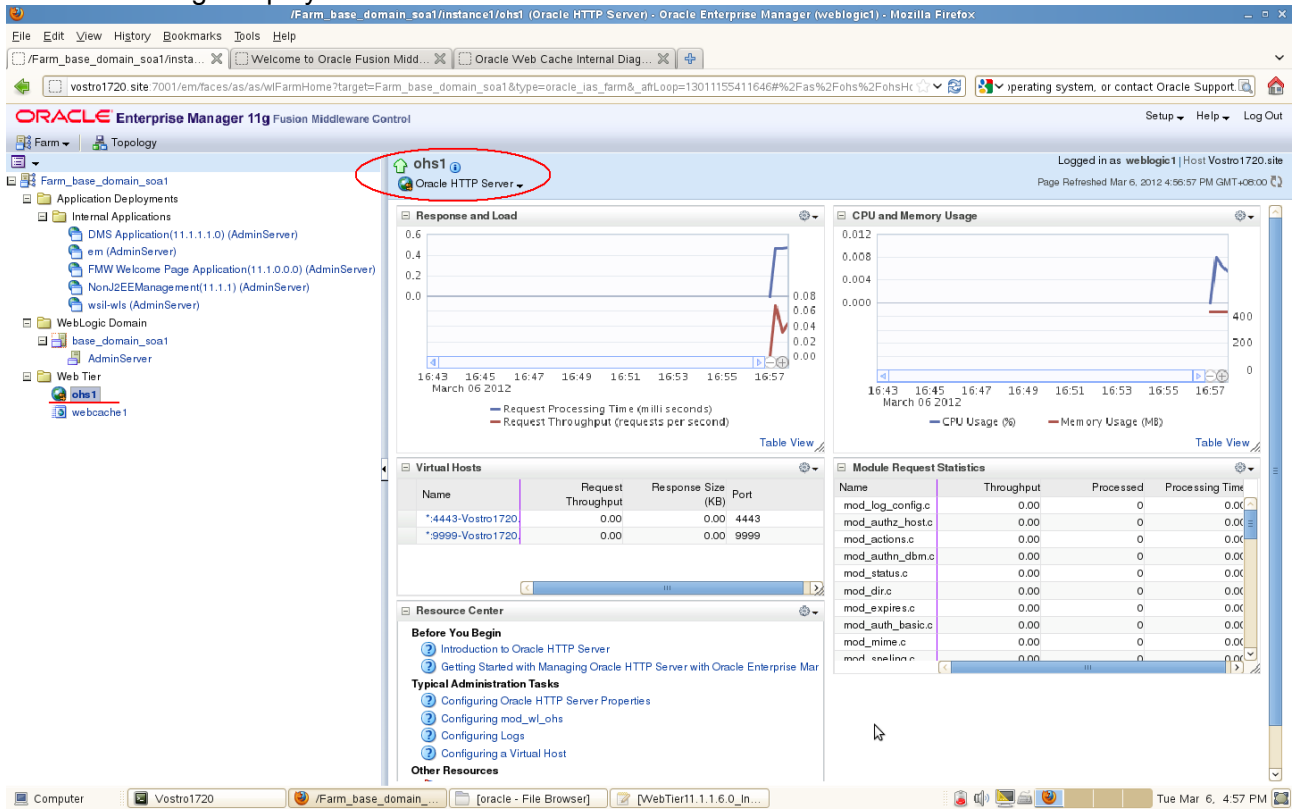


EM Home Page

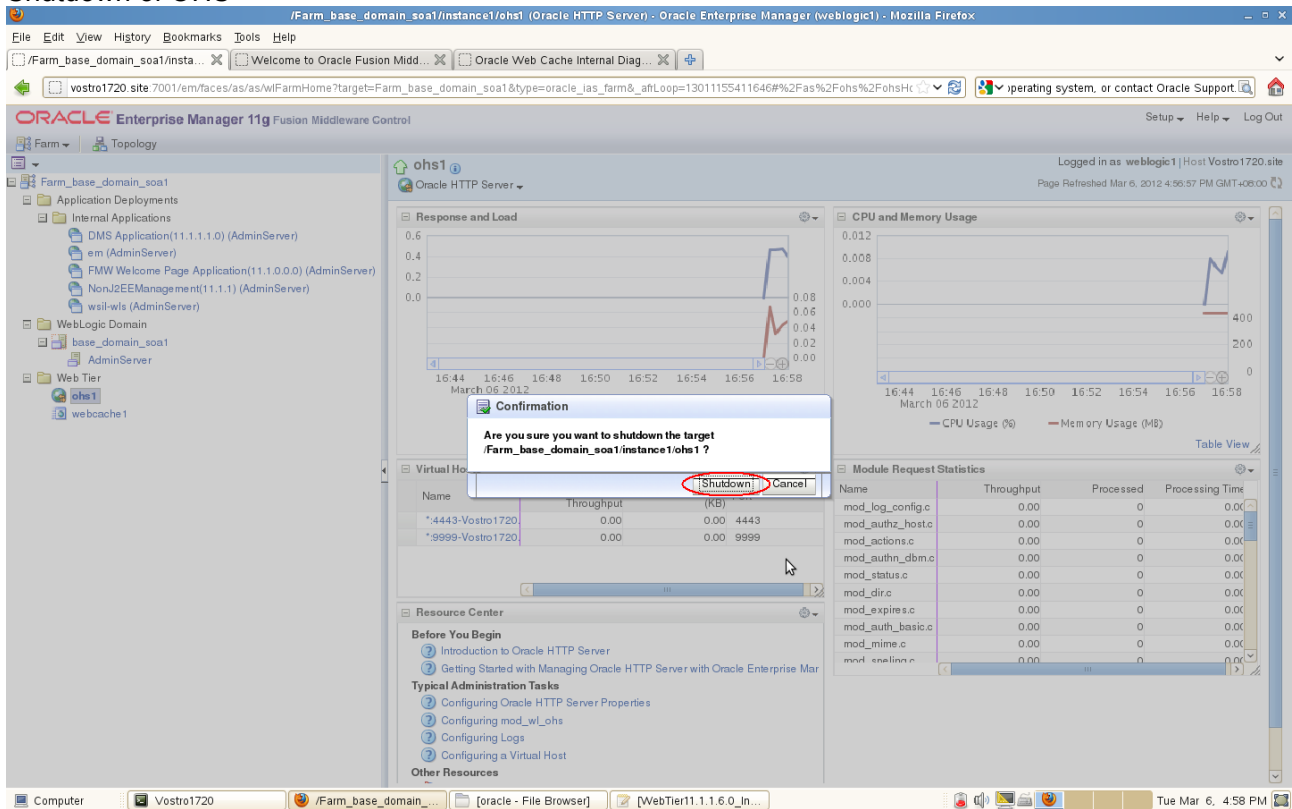


2). OHS Tests

OHS Home Page displayed as shown below.



Shutdown of OHS



The screenshot shows the Oracle Enterprise Manager 11g Fusion Middleware Control interface. A confirmation dialog box is displayed in the center, titled "Confirmation", with the message: "Shutdown Operation on target /Farm_base_domain_soa1/instance1/ohs1 - Completed Successfully". Below the message, there is a "Close" button. The background interface shows the "ohs1" Oracle HTTP Server instance selected in the left-hand navigation tree. The main content area displays performance metrics for the instance, including "Response and Load" and "CPU and Memory Usage" graphs. The "Response and Load" graph shows a spike in request processing time and a drop in request throughput at the time of the shutdown. The "CPU and Memory Usage" graph shows a corresponding spike in CPU usage and a drop in memory usage.

OHS is down.

The screenshot shows the Oracle Enterprise Manager 11g Fusion Middleware Control interface. The "ohs1" Oracle HTTP Server instance is now shown with a red "down" icon and a red arrow pointing to it, indicating it is no longer running. The "Response and Load" graph shows a significant spike in request processing time and a drop in request throughput. The "CPU and Memory Usage" graph shows a spike in CPU usage and a drop in memory usage. The "Virtual Hosts" table is empty, and the "Module Request Statistics" table is also empty. The "Resource Center" section is visible at the bottom of the interface.

Startup of OHS

The screenshot displays the Oracle Enterprise Manager 11g Fusion Middleware Control interface. A confirmation dialog box is open, indicating that the start operation for the Oracle HTTP Server (OHS) on target Farm_base_domain_soa1/instance1/ohs1 has completed successfully. The background shows the OHS server's performance metrics, including response and load, CPU and memory usage, and a resource center with various administration tasks.

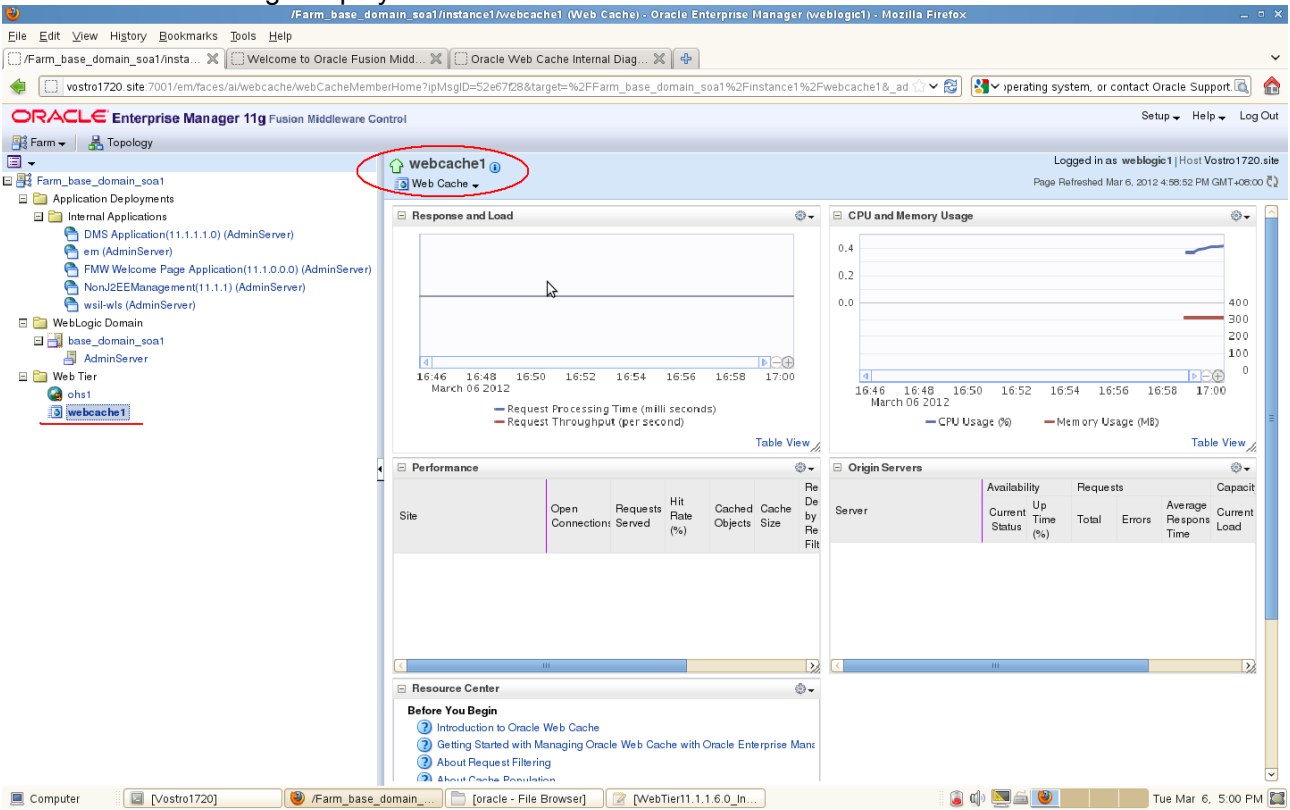
OHS is up.

The screenshot shows the Oracle Enterprise Manager 11g Fusion Middleware Control interface with the OHS server status updated to 'up'. The server icon is circled in red. The background displays the OHS server's performance metrics, including response and load, CPU and memory usage, and module request statistics.

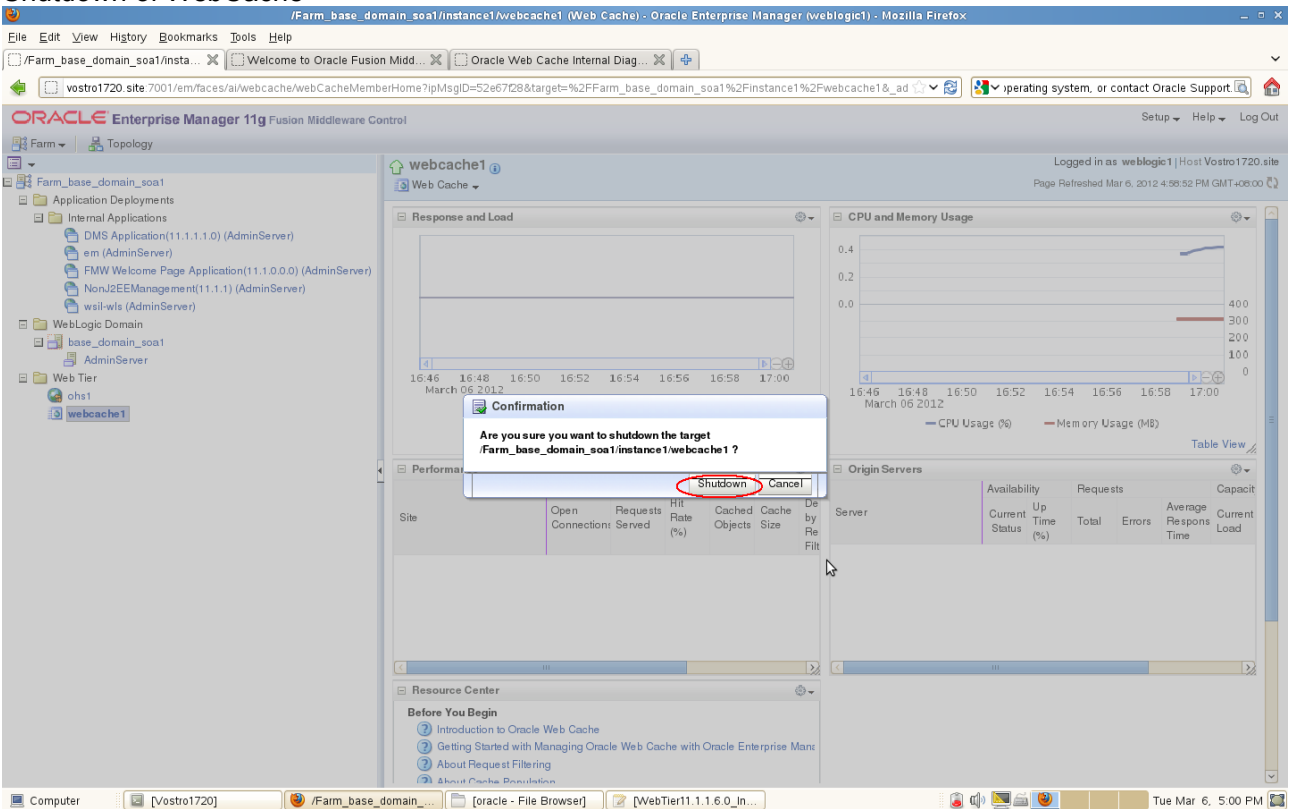
Name	Request Throughput	Response Size (KB)	Port
No Virtual Hosts Found			

3). WebCache Tests

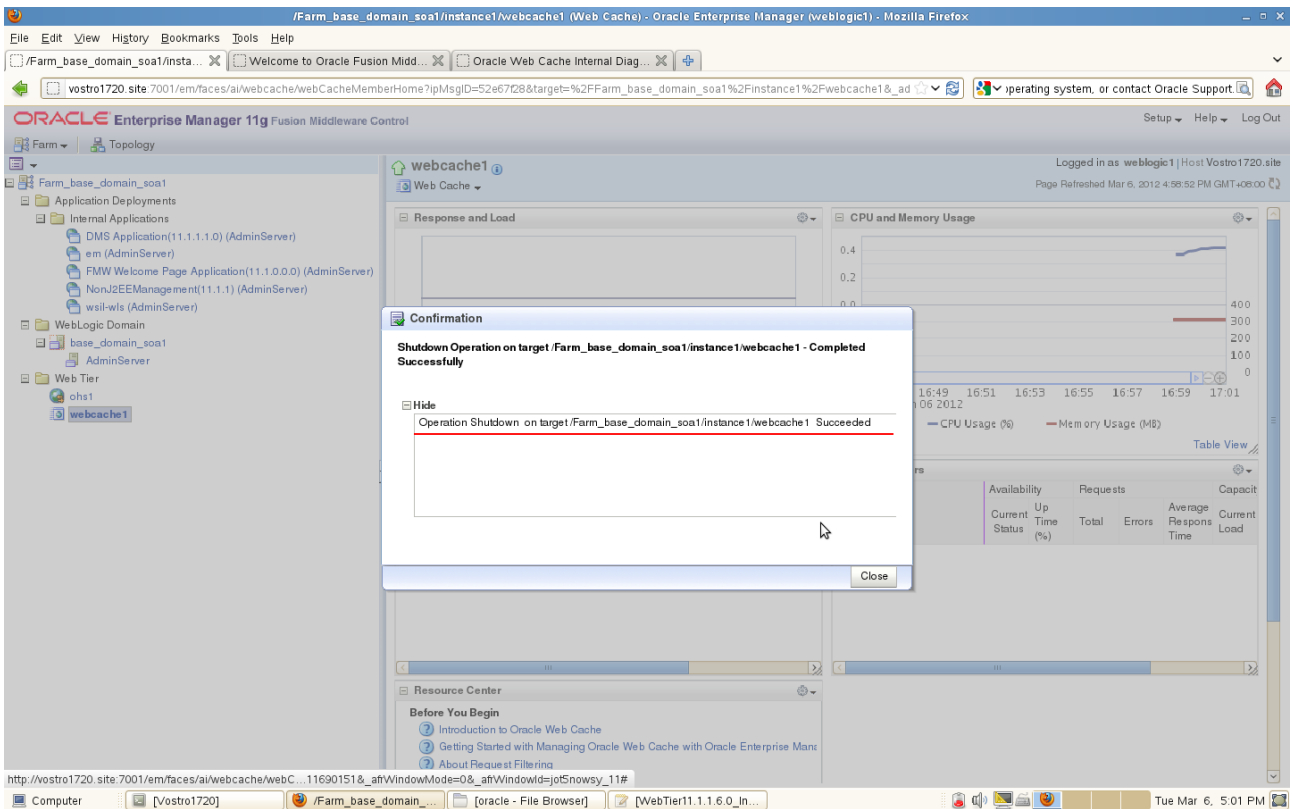
WebCache Home Page displayed as shown below.



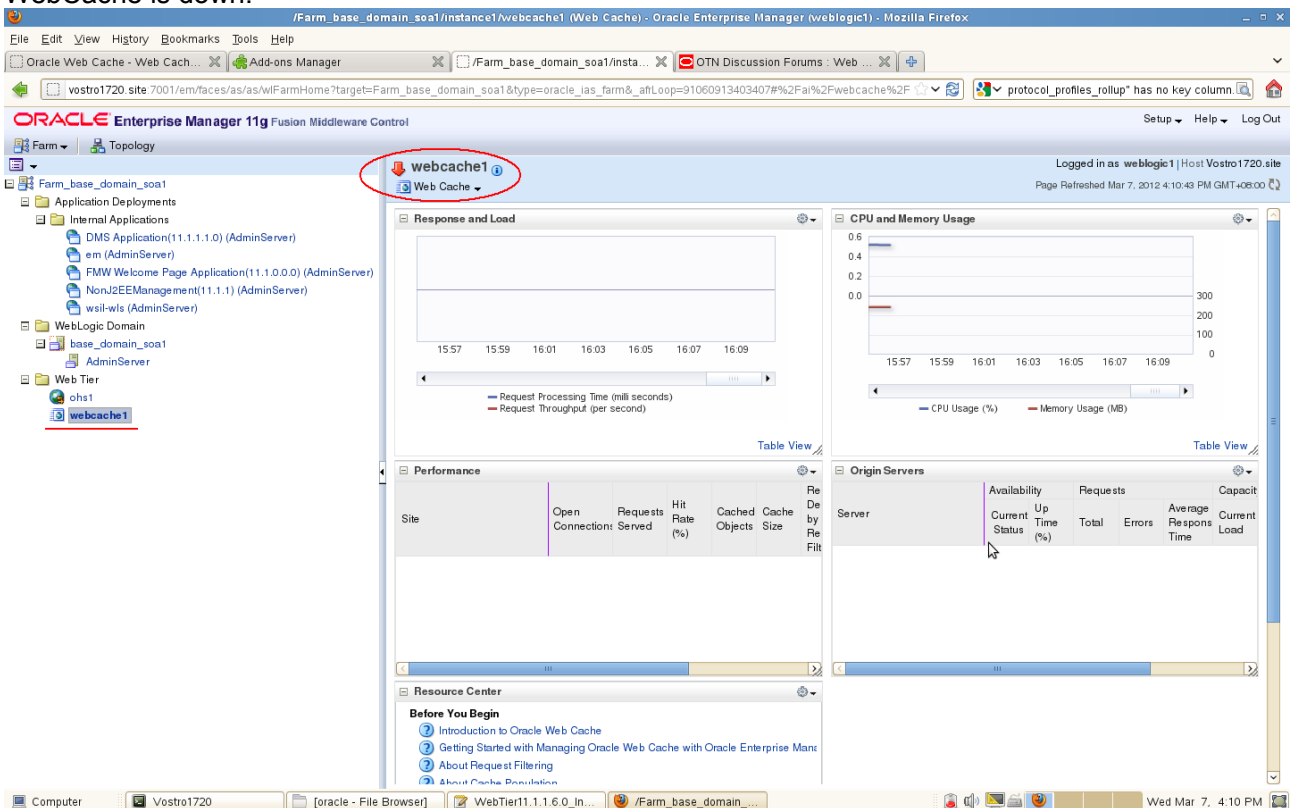
Shutdown of WebCache



Oracle Fusion Middleware 11gR1 Certification with SLES 11 SP2



WebCache is down.



Startup of WebCache

The screenshot shows the Oracle Enterprise Manager 11g Fusion Middleware Control interface. A confirmation dialog box is displayed in the center, titled "Confirmation". The message inside the dialog reads: "Start Operation on target: Farm_base_domain_soa1/instance1/webcache1 - Completed Successfully". Below the message, there is a "Hide" checkbox and a line of text: "Operation Start Up on target: Farm_base_domain_soa1/instance1/webcache1 Succeeded". A "Close" button is located at the bottom right of the dialog. In the background, the "webcache1" instance is selected in the left-hand navigation tree. The main content area shows various performance metrics and resource centers for the selected instance.

WebCache is up.

The screenshot shows the Oracle Enterprise Manager 11g Fusion Middleware Control interface with the "webcache1" instance selected. The instance status is now "Up", indicated by a green house icon next to the instance name in the left-hand navigation tree. The main content area displays several performance and resource monitoring panels:

- Response and Load:** A line graph showing Request Processing Time (milli seconds) and Request Throughput (per second) over time.
- CPU and Memory Usage:** A line graph showing CPU Usage (%) and Memory Usage (MB) over time.
- Performance:** A table with columns for Site, Open Connection, Requests Served, Hit Rate (%), Cached Objects, and Cache Size.
- Origin Servers:** A table with columns for Server, Availability Current Status, Up Time (%), Requests Total, Errors, Average Response Time, and Capacity Current Load.
- Resource Center:** A section titled "Before You Begin" with links to "Introduction to Oracle Web Cache", "Getting Started with Managing Oracle Web Cache with Oracle Enterprise Man...", and "About Request Filtering".

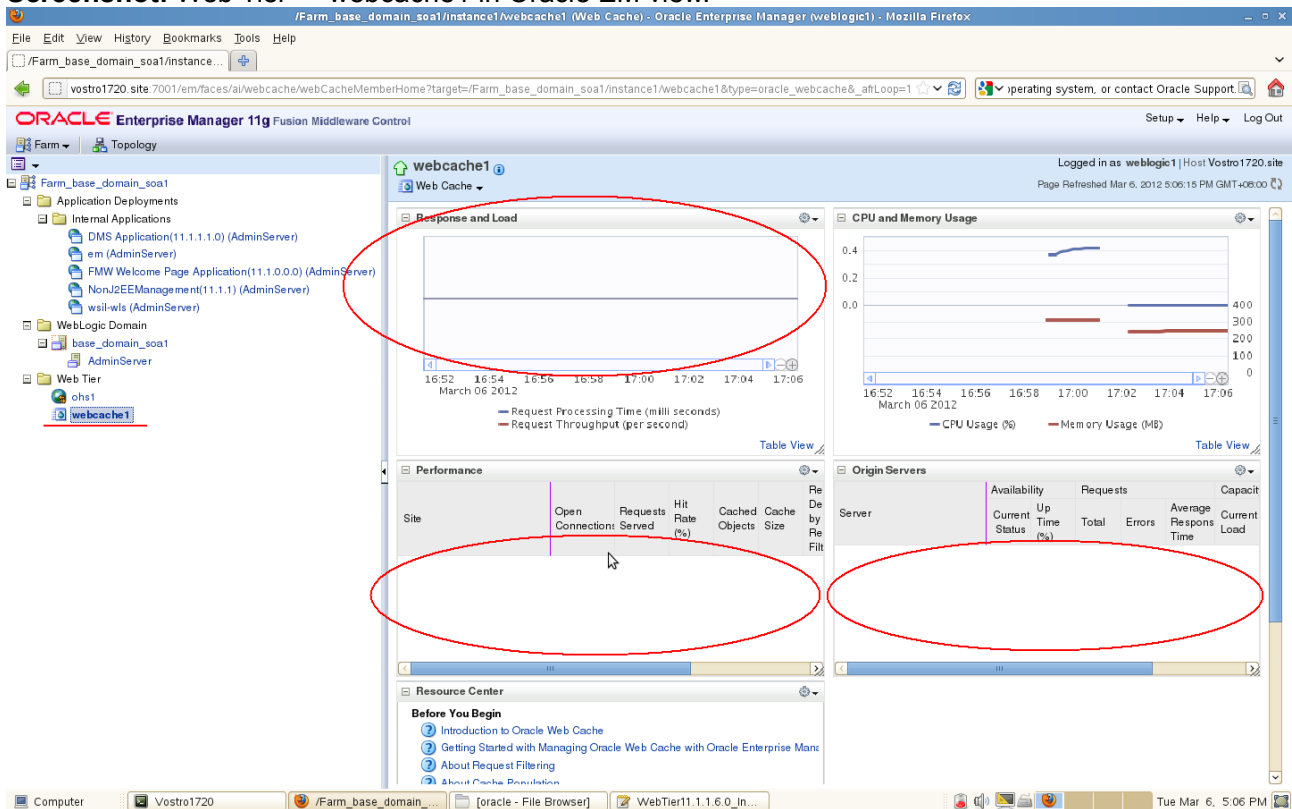
Defect1

Title: Oracle component Web Cache missing data table in Oracle Enterprise Manager view.

Steps to reproduce:

- 1). Install and Configure Oracle FMW 11gR1 Web Tier Utilities 11.1.1.6.0 with components Oracle HTTP Server and Oracle Web Cache on SLES 11 SP2 GM(x86_64) OS.
- 2). Startup WebLogic Admin Server and ias components.
- 3). Open a browser and access to Oracle Enterprise Manager.
- 4). Check Web Cache(webcache1) status. The "Response and Load" region, "Performance" region and "Origin Server" region missing data tables.

Screenshot: Web Tier -> webcache1 in Oracle EM view.



A normal view similar as following:

Oracle Fusion Middleware 11gR1 Certification with SLES 11 SP2

The screenshot displays the Oracle Enterprise Manager Fusion Middleware Control 11g interface. The left-hand navigation tree shows the hierarchy: Farm_base_domain_soa1 > Application Deployments > Internal Applications > DMS Application(11.1.1.1.0) (AdminServer) > em (AdminServer) > FMW Welcome Page Application(11.1.0.0.0) (AdminServer) > NonJ2EEManagement(11.1.1) (AdminServer) > wsdl-wls (AdminServer) > WebLogic Domain > base_domain_soa1 > AdminServer > Web Tier > ohs1 > webcache1. The 'webcache1' instance is highlighted with a red circle.

The main content area shows several performance and configuration panels:

- Response and Load:** A line graph showing Request Processing Time (milli seconds) and Request Throughput (per second) over time. The x-axis represents time from 17:15 to 17:29 on February 07, 2012. The y-axis ranges from 0.0 to 0.8.
- CPU and Memory Usage:** A line graph showing CPU Usage (%) and Memory Usage (MB) over time. The x-axis represents time from 17:15 to 17:29 on February 07, 2012. The y-axis ranges from 0.00 to 0.03.
- Performance:** A table showing performance metrics for various sites.
- Origin Servers:** A table showing the availability and request statistics for origin servers.
- Resource Center:** A section with links for 'Before You Begin', including 'Introduction to Oracle Web Cache', 'Getting Started with Managing Oracle Web Cache with Oracle Enterprise M', 'About Request Filtering', and 'About Cache Purge'. A yellow box labeled 'Target Navigation Tree' points to the navigation tree.

The bottom status bar shows the system time as Tue Feb 7, 5:29 PM.

Appendix

A. List of System RPMs

3ddiag-0.742-32.25

a

acl-2.2.47-30.34.29
apparmor-parser-2.5.1.r1445-55.57.47
agfa-fonts-2003.03.19-156.21
apparmor-profiles-2.3-48.13.1
alsa-oss-32bit-1.0.17-1.15
autoconf-2.63-1.158
aspell-32bit-0.60.6-26.22
audit-libs-32bit-1.7.7-5.21.11
atk-lang-1.28.0-1.2.28
autoyast2-installation-2.17.57-0.5.35
adaptec-firmware-1.35-2.8
apparmor-docs-2.5.1.r1445-55.57.47
anthy-9100-166.31
atmel-firmware-1.3-139.8
alsa-plugins-1.0.18-7.12.23
audiofile-32bit-0.2.6-142.11.42
aspell-ispell-0.60.6-26.22
acpid-1.0.6-91.16.1
automake-1.10.1-4.129
alsa-utils-1.0.18-6.32
autofs-5.0.5-11.21.1
at-spi-32bit-1.28.1-0.1.161
apparmor-profile-editor-0.9.1-268.35
audiofile-0.2.6-142.11.42
attr-2.4.43-1.18
augeas-lenses-0.8.1-7.8.2
aspell-en-6.0-160.7
audit-1.7.7-5.21.11
at-3.1.8-1069.18.2
autoyast2-2.17.57-0.5.35
at-spi-lang-1.28.1-0.1.161
at-spi-1.28.1-0.1.161
audit-libs-1.7.7-5.21.11
aaa_base-11-6.65.1
atk-1.28.0-1.2.28
a2ps-4.13-1326.35.1
apparmor-admin_en-10.3-8.24.1
alsa-oss-1.0.17-1.15
aspell-0.60.6-26.22
apparmor-utils-2.5.1.r1445-55.57.47
alsa-1.0.18-16.24.1
alsa-plugins-pulse-1.0.18-7.12.23

b

branding-SLES-11-3.20.30
bind-libs-9.6ESVR5P1-0.8.1
blktrace-1.0.3-0.4.2.2

bootsplash-branding-SLES-3.1-47.22
boost-license-1.36.0-11.17
bridge-utils-1.4-23.16
bc-1.06-838.15
bind-libs-32bit-9.6ESVR5P1-0.8.1
blt-2.4z-343.13
bootsplash-3.3-146.24.12
bash-3.2-147.9.13
bzip2-1.0.5-34.253.1
bash-doc-3.2-147.9.13
bitstream-vera-1.10-303.22
brocade-firmware-3.0.2.2-0.8.19
bison-32bit-2.3-127.112
bind-utils-9.6ESVR5P1-0.8.1
bison-2.3-127.112
bootcycle-0.3-225.18
binutils-2.21.1-0.7.25
biosdevname-0.3.8-0.15.46

C

cdrdao-1.2.2-248.31
crash-sial-5.1.9-0.18.1
cmpi-provider-register-1.0-2.14
cups-client-1.3.9-8.44.1
cairo-1.8.8-2.1.48
command-not-found-0.1.0-29.9.29
cups-1.3.9-8.44.1
cracklib-2.8.12-56.9.9
cups-libs-32bit-1.3.9-8.44.1
cvs-1.12.12-144.21
cups-libs-1.3.9-8.44.1
cyrus-sasl-gssapi-2.1.22-182.20.1
cmpi-pywbem-power-management-0.2.0-2.27
cryptconfig-0.3-68.8.17
cpufrequtils-004-35.20
checkmedia-2.2-1.22
crash-5.1.9-0.18.1
cmpi-bindings-pywbem-0.4.0-6.1.78
cyrus-sasl-2.1.22-182.20.1
cpp43-4.3.4_20091019-0.22.17
cyrus-sasl-plain-2.1.22-182.20.1
cpp-4.3-62.198
cyrus-sasl-saslauthd-2.1.22-182.19
curl-7.19.7-1.18.1
cairo-32bit-1.8.8-2.1.48
cdrkit-cdrtools-compatible-1.1.8-3.32.3
cups-autoconfig-0.1.0-158.28.73
cifs-utils-5.1-0.4.9
ctags-2008.9.5-1.21
convmv-1.12-1.22
cim-schema-2.19.1-2.7
cyrus-sasl-plain-32bit-2.1.22-182.20.1
cpio-lang-2.9-75.76.1
coreutils-8.12-6.19.1
cpupower-2.6.39-2.10.1

cron-4.1-194.199.1
cryptsetup-1.0.5_SVNr46-58.37.3
cracklib-dict-full-2.8.12-43.16
cpufrequtils-32bit-004-35.20
cracklib-32bit-2.8.12-56.9.9
cyrus-sasl-32bit-2.1.22-182.20.1
cpio-2.9-75.76.1
cyrus-sasl-gssapi-32bit-2.1.22-182.20.1
cyrus-sasl-digestmd5-2.1.22-182.20.1
cryptconfig-32bit-0.3-68.8.17
cups-drivers-1.3.9-2.31
coreutils-lang-8.12-6.19.1
cairomm-1.6.4-2.7
cmpi-pywbem-base-0.2.0-2.27
ConsoleKit-x11-0.2.10-64.65.1
ConsoleKit-32bit-0.2.10-64.65.1
ConsoleKit-0.2.10-64.65.1

d

dmapi-2.2.10-8.7.2
delayacct-utils-2.6.32.12-3.3.38
device-mapper-32bit-1.02.63-18.25.1
desktop-file-utils-0.15-1.29
dhcpcd-3.2.3-44.28.1
dasher-lang-4.10.1-2.1.186
desktop-translations-11.1-10.37.1
dejavu-2.32-4.2.1
desktop-data-SLES-extra-gnome-11-24.10.36
dosfstools-2.11-121.30.1
db-utils-4.5.20-95.39
dbus-1-32bit-1.2.10-3.23.1
diffutils-2.8.7-143.23.1
dbus-1-x11-1.2.10-3.23.1
device-mapper-1.02.63-18.25.1
dbus-1-glib-0.76-34.22.1
dmraid-1.0.0.rc16-0.12.1
dialog-1.1-27.23.1
dvd+rw-tools-7.1-35.21
desktop-data-SLED-11-29.19.1
dbus-1-python-0.83.0-27.1.43
dbus-1-glib-32bit-0.76-34.22.1
dos2unix-3.1-438.22.1
dbus-1-1.2.10-3.23.1
deltarpm-3.4-103.22
dirmngr-1.0.2-1.19
dasher-4.10.1-2.1.186
DirectFB-1.2.3-6.32

e

emacs-info-22.3-4.36.1
espeak-1.39-2.29
eog-lang-2.28.2-0.1.150
expat-2.0.1-88.26.1
enchant-1.4.2-16.26
emacs-22.3-4.36.1

emacs-x11-22.3-4.36.1
evolution-data-server-32bit-2.28.2-0.26.33.14
evince-lang-2.28.2-0.7.2
evince-2.28.2-0.7.2
evolution-data-server-lang-2.28.2-0.26.33.14
ethtool-6.2.6.39-0.7.1
elilo-3.14-0.10.11.11
eject-2.1.0-115.19.2.1
eog-2.28.2-0.1.150
elfutils-0.152-4.7.86
e2fsprogs-1.41.9-2.7.1
expect-5.44.1.11-1.241.1
efibootmgr-0.5.4-15.28.2
efont-unicode-0.4.2-42.20
evolution-data-server-2.28.2-0.26.33.14
ed-0.2-1001.30.1

f

fribidi-32bit-0.10.9-57.22
ft2demos-2.3.7-25.9
fping-2.4b2-94.22
facter-1.5.2-1.20
fontconfig-32bit-2.6.0-10.6
fribidi-0.10.9-57.22
file-4.24-43.19.1
flex-32bit-2.5.35-43.98
findutils-4.4.0-38.26.1
fam-2.7.0-130.21
freetype2-32bit-2.3.7-25.28.1
flex-2.5.35-43.98
file-roller-lang-2.28.2-0.1.147
file-roller-2.28.2-0.1.147
filesystem-11.1-3.5.3
freetype2-2.3.7-25.28.1
fastjar-0.95-1.22
file-32bit-4.24-43.19.1
fbset-2.1-919.22
freetype-1.3.1-1390.29
fbterm-0.5.20040304-259.27
fuse-2.7.2-61.23.1
filters-2007.8.9-186.31
fillup-1.42-242.21
fontconfig-2.6.0-10.6
fonts-config-20080121-25.21
freelut-080721-21.9
fvwm2-2.5.26-1.25
foomatic-filters-3.0.2-269.35.1
freetype-32bit-1.3.1-1390.29
fam-32bit-2.7.0-130.21
freelut-32bit-080721-21.9
finger-1.3-104.22
FZKaiTi-0.20040419-1.17
FirmwareUpdateKit-1.1-2.17
FZHeiTi-0.20040419-1.17
FZFangSong-0.20040419-1.17

FZSongTi-0.20040419-1.17

g

gnome-mime-data-2.18.0-67.27.293
glibc-i18ndata-2.11.3-17.31.1
gle-3.1.0-65.19
gzip-1.3.12-69.19.1
guile-1.8.5-22.16
glib2-2.22.5-0.2.23
glibc-devel-32bit-2.11.3-17.31.1
gcc-locale-4.3-62.198
gnome-vfs2-32bit-2.24.2-2.6.1
gtk2-32bit-2.18.9-0.21.4
gtk2-engines-32bit-2.16.1-4.26
gnome-panel-32bit-2.28.0-2.6.4
gnome-terminal-lang-2.28.2-1.3.42
gpgme-1.1.6-25.30
gnome-vfs2-lang-2.24.2-2.6.1
gnome-packagekit-lang-0.3.14-2.78.112
gstreamer-0_10-plugins-base-0.10.35-5.15.8
gnome-control-center-2.28.1-0.22.1
gedit-lang-2.28.3-0.6.1
gedit-2.28.3-0.6.1
gdm-lang-2.24.0-24.77.1
gpg-pubkey-9c800aca-4be01999
gnome-menus-2.28.0.1-1.1.213
gawk-3.1.8-2.6.1
gettext-runtime-0.17-61.40
glibc-locale-2.11.3-17.31.1
gfxboot-branding-SLES-4.1.32-0.7.11
gcc43-32bit-4.3.4_20091019-0.22.17
gtk2-2.18.9-0.21.4
gtk2-branding-SLED-11.1-1.26
gconf-editor-lang-2.28.0-2.1.244
gnome-nettool-lang-2.28.0-1.1.241
gvfs-1.4.3-0.13.1
gvfs-lang-1.4.3-0.13.1
gnome-screensaver-2.28.3-0.28.1
gstreamer-0_10-plugins-good-lang-0.10.30-5.8.11
gnome-spell2-1.0.8-47.32
gnome-spell2-lang-1.0.8-47.32
gnome-session-lang-2.28.0-3.7.23
gnome-main-menu-0.9.13-4.18.2
gpg-pubkey-3d25d3d9-36e12d04
gnome-icon-theme-2.28.0-1.2.11
gdm-branding-upstream-2.24.0-24.77.1
gnome-themes-2.28.1-0.1.197
gnome-menus-lang-2.28.0.1-1.1.213
glibc-locale-32bit-2.11.3-17.31.1
glibc-info-2.11.3-17.31.1
gnome-desktop-lang-2.28.2-0.6.18
gpm-32bit-1.20.1-452.83
gdbm-devel-32bit-1.8.3-371.83
gettext-runtime-32bit-0.17-61.40
gpm-1.20.1-452.83

gcc43-c++-4.3.4_20091019-0.22.17
gcc-32bit-4.3-62.198
gstreamer-0_10-0.10.35-2.9.46
gstreamer-0_10-lang-0.10.35-2.9.46
ghostscript-fonts-std-8.62-32.28.1
gtkspell-lang-2.0.14-17.32
gtk2-themes-0.1-737.22
grub-0.97-162.13.12.1
ghostscript-omni-8.62-32.28.1
gnome-doc-utils-0.18.1-1.2.4
gpg2-2.0.9-25.33.27.1
gnome-keyring-lang-2.28.2-1.14.30
gconf2-branding-SLES-2.25-0.10.36
gnome-terminal-2.28.2-1.3.42
gcalctool-5.28.2-0.1.165
gnome-settings-daemon-lang-2.28.2-0.33.2
gnome-settings-daemon-2.28.2-0.33.2
gnome-control-center-lang-2.28.1-0.22.1
gnome-media-lang-2.28.5-1.7.8
gnome-media-2.28.5-1.7.8
gnome-utils-lang-2.28.3-0.2.85
gok-lang-2.28.1-0.3.51
gnome-session-2.28.0-3.7.23
gnome-mag-lang-0.16.0-2.2.38
gpg-pubkey-307e3d54-4be01a65
gnome-audio-2.22.2-1.17
gnome2-user-docs-2.24.0-1.32
glibc-2.11.3-17.31.1
gdbm-1.8.3-371.83
gdbm-32bit-1.8.3-371.83
gdbm-devel-1.8.3-371.83
gdb-7.3-0.6.1
gcc-info-4.3-62.198
gnome-desktop-2.28.2-0.6.18
groff-1.18.1.1-167.18.61
giflib-32bit-4.1.6-11.10
glibc-devel-2.11.3-17.31.1
gcc43-4.3.4_20091019-0.22.17
gd-2.0.36.RC1-52.18
gcc43-locale-4.3.4_20091019-0.22.17
gconf2-32bit-2.28.0-1.6.10
gcc-c++-4.3-62.198
gltt-2.5.2-704.28
gmime-2.2.23-1.50.1
glibmm2-2.22.1-1.4.10
gtk2-lang-2.18.9-0.21.4
ghostscript-library-8.62-32.28.1
gtkmm2-2.18.2-1.1.279
ghostscript-cjk-20050315-144.22
gtksourceview-lang-2.8.2-0.1.195
gtkspell-2.0.14-17.32
gutenprint-5.0.2-2.31
gconf2-lang-2.28.0-1.6.10
gconf2-2.28.0-1.6.10
gnome-nettool-2.28.0-1.1.241

gucharmap-2.28.2-0.1.152
gconf-editor-2.28.0-2.1.244
gnome-vfs2-2.24.2-2.6.1
gvfs-backends-1.4.3-0.13.1
gnome-mount-lang-0.8-5.19.51
gstreamer-0_10-plugins-base-lang-0.10.35-5.15.8
gnome-mount-0.8-5.19.51
gnome-panel-lang-2.28.0-2.6.4
gnome-panel-2.28.0-2.6.4
gnome-applets-lang-2.28.0-2.2.81
gnome-utils-2.28.3-0.2.85
gok-2.28.1-0.3.51
gdm-2.24.0-24.77.1
gpg-pubkey-b37b98a9-4be01a1a
glib2-branding-SLES-2.16-47.3
gcc43-info-4.3.4_20091019-0.22.17
gmp-4.2.3-10.99
glib2-lang-2.22.5-0.2.23
gcc-4.3-62.198
gtk2-engines-2.16.1-4.26
gtk2-theme-SLED-11.1-1.29.82
gnome-speech-0.4.25-1.1.214
gpg2-lang-2.0.9-25.33.27.1
gnome-doc-utils-lang-0.18.1-1.2.4
gcalctool-lang-5.28.2-0.1.165
gnome-keyring-2.28.2-1.14.30
gnome-system-monitor-2.28.0-1.7.1
gnome-packagekit-0.3.14-2.78.112
gvfs-fuse-1.4.3-0.13.1
gnome-power-manager-lang-2.24.1-17.55.10
gnome-power-manager-2.24.1-17.55.10
gnome-main-menu-lang-0.9.13-4.18.2
gnome-applets-2.28.0-2.2.81
gnome-menus-branding-SLED-11.1-14.26
ghostscript-fonts-other-8.62-32.28.1
gpart-0.1h-565.22
genisoimage-1.1.8-3.32.3
glibc-32bit-2.11.3-17.31.1
grep-2.7-5.5.61
gfxboot-4.1.32-0.7.11
giflib-4.1.6-11.10
gnome-keyring-32bit-2.28.2-1.14.30
ghostscript-x11-8.62-32.28.1
gnome-menus-editor-2.28.0.1-1.1.213
gucharmap-lang-2.28.2-0.1.152
gnome-system-monitor-lang-2.28.0-1.7.1
gnome-screensaver-lang-2.28.3-0.28.1
gstreamer-0_10-plugins-good-0.10.30-5.8.11
gnome-mag-0.16.0-2.2.38

h

hunspell-tools-1.2.7-1.16
hicolor-icon-theme-0.10-102.22
hal-0.5.12-23.58.22
hunspell-1.2.7-1.16

hunspell-32bit-1.2.7-1.16
hplip-hpijs-3.11.10-0.6.7.1
hwinfo-15.43-0.5.45
hal-32bit-0.5.12-23.58.22
hdparm-9.27-1.6.39
haveged-1.3-0.6.1

i

info2html-2.0-104.18
icedax-1.1.8-3.32.3
irqbalance-0.55-120.32.1
intlfnfs-1.2.1-409.20
icmptinfo-1.11-691.22
icom-firmware-1.0-124.21
iptables-1.4.6-2.11.4
initviocons-0.5-55.21
insserv-1.12.0-25.8.1
iproute2-2.6.29.1-6.22.48
input-utils-2007.06.22-155.33.81
ifntchib-1.2.1-409.20
ipw-firmware-9-1.1.40
inst-source-utils-2012.2.3-0.5.1
ifplugd-0.28-210.20
iputils-ss021109-292.28.1
ipmitool-1.8.11-0.14.1
icewm-lite-1.2.36-1.18
ifntchia-1.2.1-409.20
iso-codes-3.3-1.20
icewm-1.2.36-1.35
ivman-0.6.14-201.31.1
info-4.12-1.86
ifnteuro-1.2.1-409.20

j

joe-3.5-92.22

k

kexec-tools-2.0.0-53.43.10
keyutils-libs-32bit-1.2-107.22
ksymoops-2.4.11-117.22
krb5-1.6.3-133.48.48.1
ksh-93u-0.6.1
kernel-default-3.0.13-0.27.1
kdump-0.7.8-1.33.36.22
kernel-firmware-20110923-0.7.64
keyutils-libs-1.2-107.22
kbd-1.14.1-16.31.1
kpartx-0.4.9-0.60.1
kernel-default-base-3.0.13-0.27.1
kernel-source-3.0.13-0.27.1
kernel-default-devel-3.0.13-0.27.1
keyutils-1.2-107.22
krb5-32bit-1.6.3-133.48.48.1
klogd-1.4.1-708.37.1

I

libx86-1.1-13.17
 libsqlite3-0-3.7.6.3-1.4.4.1
 libpciaccess0-7.4_0.11.0-0.4.6.1
 libncurses6-5.6-90.55
 libgssglue1-0.1-20.2.1
 libdb-4_5-4.5.20-95.39
 libasound2-1.0.18-16.24.1
 libpng12-0-1.2.31-5.25.1
 librpcsecgss-0.18-1.15
 libacl-2.2.47-30.34.29
 libpython2_6-1_0-2.6.0-8.12.2
 libfuse2-2.7.2-61.23.1
 libaio-devel-32bit-0.3.109-0.1.46
 libuuid1-32bit-2.19.1-6.29.3
 libpython2_6-1_0-32bit-2.6.0-8.12.2
 libncurses6-32bit-5.6-90.55
 libgpg-error0-32bit-1.10-0.7.29
 libavahi-common3-32bit-0.6.23-11.19.22
 libicu-4.0-7.26.1
 libpng12-0-32bit-1.2.31-5.25.1
 libgcrypt11-32bit-1.5.0-0.13.14
 libxslt-32bit-1.1.24-19.15
 libcurl4-32bit-7.19.7-1.18.1
 libpoppler5-0.12.3-1.3.1
 libgobject-2_0-0-32bit-2.22.5-0.2.23
 libldapcpp1-0.3.0-0.6.88
 libidl-0.8.13-1.1.57
 libstdc++-devel-4.3-62.198
 libbonobo-32bit-2.24.2-2.1.63
 libgstreamer-0_10-0-0.10.35-2.9.46
 libotf-0.9.7-2.17
 libqt4-x11-32bit-4.6.3-5.12.1
 libsnmp15-5.4.2.1-8.12.6.1
 libpulse0-0.9.23-0.7.128
 libgtksourceview-2_0-0-2.8.2-0.1.195
 libspectre1-0.2.1-2.24
 libcryptsetup0-1.0.5_SVNr46-58.37.3
 libslab-lang-2.27.91-6.15.2
 libvisual-0.4.0-175.12
 libselinux1-2.0.91-4.2.1
 libopenct1-0.6.15-5.20
 liblzo2-2-2.03-3.18
 libexif-0.6.17-2.12
 libcdda_interface0-3.10.2-2.1.42
 libaio-0.3.109-0.1.46
 lsof-4.80-1.28.1
 libcdio_cdda0-0.80-6.11
 libaio-devel-0.3.109-0.1.46
 libcdio_paranoia0-0.80-6.11
 libnet-1.1.2.1-140.22
 libaugeas0-0.8.1-7.8.2
 libmysqlclient_r15-5.0.94-0.2.4.1
 libsepol1-32bit-2.0.41-2.2.9
 libogg0-32bit-1.1.3-87.12

libjpeg-32bit-6.2.0-879.10
libdb-4_5-32bit-4.5.20-95.39
libreiserfs-0.3.0.5-143.3
libsmbios2-2.0.2-11.8.4
libtiff3-32bit-3.8.2-141.142.1
linux-kernel-headers-2.6.32-1.4.13
libavahi-glib1-32bit-0.6.23-13.19.26
libatk-1_0-0-32bit-1.28.0-1.2.28
libgobject-2_0-0-2.22.5-0.2.23
libgnome-desktop-2-11-32bit-2.28.2-0.6.18
libcanberra-gtk-32bit-0.18-2.1.225
libsexy-0.1.11-168.26
libqt4-sql-4.6.3-5.12.1
libtelepathy-glib0-0.8.0-1.1.67
libgweather1-32bit-2.28.0-1.4.8
libqt4-x11-4.6.3-5.12.1
libgnomesu-1.0.0-307.10.1
libopensc2-0.11.6-5.27.1
libbonoboui-2.24.2-1.1.201
latex2html-pngicons-2002.2.1-604.31
lsscsi-0.23-0.5.1
libwavpack1-4.50.1-1.22
libtdb1-3.6.3-0.18.3
libsepol1-2.0.41-2.2.9
libproxy0-0.3.1-1.1.42
liborc-0_4-0-0.4.11-7.5.23
libnscd-2.0.2-73.18
libmspack0-0.0.20060920alpha-66.8
libjpeg-6.2.0-879.10
libfreebl3-3.13.1-0.2.1
libelf1-0.152-4.7.86
libcdio7-0.80-6.11
libavahi-common3-0.6.23-11.19.22
libapparmor1-2.5.1.r1445-55.57.47
libvorbis-1.2.0-79.13.1
libdw1-0.152-4.7.86
libesd0-0.2.41-3.1.41
libuuid1-2.19.1-6.29.3
libnetpbm10-10.26.44-101.9.1
libgomp46-4.6.1_20110701-0.13.9
libcom_err2-1.41.9-2.7.1
less-424b-10.22
lsb-release-2.0-1.2.18
libsensors3-2.10.6-10.15
libtalloc2-3.6.3-0.18.3
libesmtp-1.0.4-157.15.1
libstdc++33-3.3.3-11.9
libext2fs2-1.41.9-2.7.1
libxcrypt-32bit-3.0.3-0.6.1
libtdb1-32bit-3.6.3-0.18.3
libselinux1-32bit-2.0.91-4.2.1
libpixman-1-0-32bit-0.16.0-1.2.22
libnscd-32bit-2.0.2-73.18
liblzma5-32bit-5.0.3-0.12.1
libidn-32bit-1.10-3.18

libgcc46-32bit-4.6.1_20110701-0.13.9
libcom_err2-32bit-1.41.9-2.7.1
libasound2-32bit-1.0.18-16.24.1
libksba-1.0.4-1.16
libsigc++2-2.2.2-40.22
libdjvulibre21-3.5.21-1.24
libdrm-32bit-2.4.27-0.6.6
libstdc++33-32bit-3.3.3-11.9
libcap2-32bit-2.11-2.17.1
login-3.41-0.2.13
liblcms1-1.17-77.14.19
libopensc2-32bit-0.11.6-5.27.1
libldap-2_4-2-32bit-2.4.26-0.12.1
lukemftp-1.5-725.17
libglib-2_0-0-32bit-2.22.5-0.2.23
libnsssharedhelper0-1.0.6-1.6
limal-nfs-server-1.5.3-0.2.11
libidl-32bit-0.8.13-1.1.57
libcroco-0_6-3-32bit-0.6.1-120.16
libsmbclient0-3.6.3-0.18.3
limal-ca-mgm-perl-1.5.22-0.2.15
libqt4-32bit-4.6.3-5.12.1
libgstreamer-0_10-0-32bit-0.10.35-2.9.46
libgthread-2_0-0-2.22.5-0.2.23
libcroco-0_6-3-0.6.1-120.16
libgsf-1-114-32bit-1.14.9-2.27
libatk-1_0-0-1.28.0-1.2.28
libgio-2_0-0-2.22.5-0.2.23
libgnome-menu2-2.28.0.1-1.1.213
libcanberra0-32bit-0.18-2.1.225
libgnome-32bit-2.28.0-1.2.198
libqt4-qt3support-32bit-4.6.3-5.12.1
libpangomm-1_4-1-2.26.0-1.1.358
libglade2-32bit-2.6.4-1.2.267
libsoup-2_4-1-32bit-2.32.2-4.7.1
librsvg-2.26.0-2.3.1
lvm2-2.02.84-3.25.5
libpulse-mainloop-glib0-0.9.23-0.7.128
libpulse-browse0-0.9.23-0.7.128
libbonobo-2.24.2-2.1.63
libwnck-1-22-2.28.0-2.2.263
libgnomecanvas-2.26.0-1.2.231
libgcrypt11-1.5.0-0.13.14
libqt4-sql-mysql-4.6.3-5.10.1
libxslt-1.1.24-19.15
libqt4-qt3support-4.6.3-5.12.1
libgphoto2-lang-2.4.3-3.25.73
libgsf-1.14.9-2.27
libcanberra-gtk-0.18-2.1.225
libgnomekbd-2.28.2-1.1.164
libsoup-2_4-1-2.32.2-4.7.1
libpackagekit-glib10-0.3.14-2.23.126
libgvfscommon0-1.4.3-0.13.1
libgweather-lang-2.28.0-1.4.8
libgsf-gnome-1.14.9-2.27

libgweather-2.28.0-1.4.8
libgstinterfaces-0_10-0-0.10.35-5.15.8
libgnomeui-2.24.2-1.1.187
libgnomeui-lang-2.24.2-1.1.187
libwbclient0-3.6.3-0.18.3
libusb-0_1-4-0.1.12-139.1.1
libspeex-1.1.99.91-2.12
libsamplerate-0.1.4-1.15
libpcap0-0.9.8-50.6.2
libnuma1-2.0.7-0.7.27
libncurses5-5.6-90.55
libltdl7-2.2.6-2.131.1
libgimpprint-4.2.7-32.28.1
libevent-1_4-2-1.4.5-24.21
libcolorblind0-0.0.1-1.1.43
libbluetooth3-4.51-1.12.31
libart_lgpl-2.3.20-46.16.43
libreadline5-5.2-147.9.13
libasm1-0.152-4.7.86
libiterm-0.5.20040304-259.27
libxml2-2.7.6-0.13.1
libeb1-0.152-4.7.86
libao-0.8.8-81.27
libzio-0.9-5.77
libopenssl0_9_8-0.9.8j-0.26.1
libgpg-error0-1.10-0.7.29
libexpat1-2.0.1-88.26.1
libFLAC8-1.2.1-68.15
libwbclient0-32bit-3.6.3-0.18.3
libtasn1-3-32bit-1.5-1.24.41
libreiserfs-32bit-0.3.0.5-143.3
libpciaccess0-32bit-7.4_0.11.0-0.4.6.1
libnetpbm10-32bit-10.26.44-101.9.1
libltdl7-32bit-2.2.6-2.131.1
libical0-32bit-0.43-1.9.1
libfreebl3-32bit-3.13.1-0.2.1
libbz2-1-32bit-1.0.5-34.253.1
libart_lgpl-32bit-2.3.20-46.16.43
libtool-2.2.6-2.131.1
libidn-1.10-3.18
libjack0-1.9.7-4.5.45
libxml2-32bit-2.7.6-0.13.1
libblkid1-32bit-2.19.1-6.29.3
libvorbis-32bit-1.2.0-79.13.1
libmng-32bit-1.0.10-46.18
libacl-32bit-2.2.47-30.34.29
libavahi-client3-32bit-0.6.23-11.19.22
libboost_regex1_36_0-1.36.0-11.17
libgnutls26-32bit-2.4.1-24.39.33.1
libnsssharedhelper0-32bit-1.0.6-1.6
lcms-1.17-77.14.19
libldap-2_4-2-2.4.26-0.12.1
limal-perl-1.5.3-0.2.11
libmng-1.0.10-46.18
libgmodule-2_0-0-32bit-2.22.5-0.2.23

libglib-2_0-0-2.22.5-0.2.23
libcurl4-7.19.7-1.18.1
limal-nfs-server-perl-1.5.3-0.2.11
libproxy0-config-gnome-0.3.1-1.1.111
libgtop-2_0-7-2.28.0-1.2.20
libfprint0-0.0.6-18.20.1
libwsman1-2.2.3-0.6.5
libbeagle1-0.3.5.1-7.27
libgmime-2_0-3-2.2.23-1.50.1
libpulse0-32bit-0.9.23-0.7.128
libgtop-lang-2.28.0-1.2.20
libwnck-1-22-32bit-2.28.0-2.2.263
libcanberra-gtk0-32bit-0.18-2.1.225
libqt4-4.6.3-5.12.1
libwnck-lang-2.28.0-2.2.263
libpoppler-glib4-0.12.3-1.3.1
libcanberra0-0.18-2.1.225
libdns_sd-0.6.23-11.19.22
libcanberra-gtk0-0.18-2.1.225
lsb-4.0-2.4.21
libgnutls26-2.4.1-24.39.33.1
libgnome-desktop-2-11-2.28.2-0.6.18
libgnomesu0-1.0.0-307.10.1
libnotify-0.4.4-173.29.28.1
libgweather1-2.28.0-1.4.8
libgnome-2.28.0-1.2.198
libusb-1_0-0-1.0.8-8.4.2.1
libsblim-cmpiutil1-1.0.1-2.15
libogg0-1.1.3-87.12
liblzma5-5.0.3-0.12.1
libevoldap-2_4-2-2.4.12-4.19
libbz2-1-1.0.5-34.253.1
libHX13-1.23-4.1.1
libdrm-2.4.27-0.6.6
libcdda_paranoia0-3.10.2-2.1.42
libjasper-1.900.1-134.11.1
libaio-32bit-0.3.109-0.1.46
libblkid1-2.19.1-6.29.3
libssh2-1-0.19.0+20080814-2.16.1
libsqlite3-0-32bit-3.7.6.3-1.4.4.1
libopenct1-32bit-0.6.15-5.20
liblcms1-32bit-1.17-77.14.19
libexpat1-32bit-2.0.1-88.26.1
libHX13-32bit-1.23-4.1.1
libtasn1-3-1.5-1.24.41
libtevent0-3.6.3-0.18.3
libtiff3-3.8.2-141.142.1
libFLAC8-32bit-1.2.1-68.15
libesd0-32bit-0.2.41-3.1.41
libblocxx6-2.1.0.342-122.6
libsmbios2-32bit-2.0.2-11.8.4
limal-1.5.3-0.2.11
libMagickCore1-6.4.3.6-7.22.1
libgmodule-2_0-0-2.22.5-0.2.23
libgtop-2.28.0-1.2.20

libenchant1-1.4.2-16.26
libudev0-147-0.47.2
libsvg-32bit-2.26.0-2.3.1
libgnomecanvas-32bit-2.26.0-1.2.231
libunique-1_0-0-1.1.2-1.1.279
libbonoboui-32bit-2.24.2-1.1.201
logrotate-3.7.7-10.24.1
libgnomecanvas-lang-2.26.0-1.2.231
libgnomekbd-lang-2.28.2-1.1.164
libgphoto2-2.4.3-3.25.73
libgpgme11-1.1.6-25.30
libgstapp-0_10-0-0.10.35-5.15.8
libbonoboui-lang-2.24.2-1.1.201
libgnome-window-settings1-2.28.1-0.22.1
licenses-20070810-2.15
libxcrypt-3.0.3-0.6.1
libstroke-0.5.1-207.20
libpixmap-1-0-0.16.0-1.2.22
libnl-1.1-49.18
libical0-0.43-1.9.1
libelf0-0.8.12-1.1.52
libattr-2.4.43-1.18
libtheora0-1.1.1-15.5.32
libtirpc1-0.2.1-1.5.1
libcap2-2.11-2.17.1
libarchive2-2.5.5-5.19
libtool-32bit-2.2.6-2.131.1
libgcc46-4.6.1_20110701-0.13.9
libstdc++46-4.6.1_20110701-0.13.9
libsndfile-1.0.20-2.4.1
libudev0-32bit-147-0.47.2
libproxy0-32bit-0.3.1-1.1.42
libncurses5-32bit-5.6-90.55
libgomp46-32bit-4.6.1_20110701-0.13.9
libattr-32bit-2.4.43-1.18
libexempi3-2.0.2-2.22
libopenssl0_9_8-32bit-0.9.8j-0.26.1
libtalloc2-32bit-3.6.3-0.18.3
libstdc++46-32bit-4.6.1_20110701-0.13.9
libtasn1-1.5-1.24.41
libxml2-python-2.7.6-0.1.36
libmpfr1-2.3.2-3.115
libsndfile-32bit-1.0.20-2.4.1
libsmbclient0-32bit-3.6.3-0.18.3
limal-ca-mgm-1.5.22-0.2.15
libgthread-2_0-0-32bit-2.22.5-0.2.23
libldb1-3.6.3-0.18.3
libstdc++43-devel-4.3.4_20091019-0.22.17
libgio-2_0-0-32bit-2.22.5-0.2.23
libavahi-glib1-0.6.23-13.19.26
libqt4-sql-32bit-4.6.3-5.12.1
libxklavier15-4.0-1.1.73
libgsf-1-114-1.14.9-2.27
libavahi-client3-0.6.23-11.19.22
libglade2-2.6.4-1.2.267

libbonobo-lang-2.24.2-2.1.63
libwnck-2.28.0-2.2.263
libzypp-9.11.7-0.5.16
libslab0-2.27.91-6.15.2
libgnomesu-lang-1.0.0-307.10.1
libnotify1-0.4.4-173.29.28.1
libgnome-lang-2.28.0-1.2.198

m

man-pages-3.15-2.21.1
mozilla-nss-3.13.1-0.2.1
metacity-lang-2.28.1-0.14.1
m17n-db-1.5.1-1.22
mozilla-nspr-32bit-4.8.9-1.2.2.1
microcode_ctl-1.17-102.40.1
mlterm-scim-2.9.3.20071112-134.41
manufacturer-PPDs-10.2-243.31
m4-1.4.12-1.19
m17n-lib-1.5.1-42.29
mozilla-xulrunner192-32bit-1.9.2.24-0.3.1
mlterm-2.9.3.20071112-134.41
mailx-12.2-141.19
mkinitrd-2.4.2-0.49.2
metacity-2.28.1-0.14.1
master-boot-code-1.14-70.11
man-pages-posix-2003a-3.7
mingetty-1.0.7s-92.22
mozilla-nss-32bit-3.13.1-0.2.1
mdadm-3.2.2-0.31.1
man-2.5.2-17.16
module-init-tools-3.11.1-1.21.1
mcelog-1.0.2011.06.08-0.9.12
mozilla-xulrunner192-1.9.2.24-0.3.1
mozilla-xulrunner192-gnome-1.9.2.24-0.3.1
mozilla-nspr-4.8.9-1.2.2.1
makedumpfile-1.4.0-0.13.1
mtools-3.9.11-165.31
mozilla-xulrunner192-translations-1.9.2.24-0.3.1
make-3.81-128.20
metamail-2.7.19-1244.20
mpt-firmware-1.0-236.22
multipath-tools-0.4.9-0.60.1
mutt-1.5.17-42.33.1
MozillaFirefox-branding-SLED-7-0.6.7.7
Mesa-7.11.2-0.5.31
MozillaFirefox-10.0-0.3.2
MozillaFirefox-translations-10.0-0.3.2
Mesa-32bit-7.11.2-0.5.31

n

numactl-2.0.7-0.7.27
notification-daemon-lang-0.3.7-185.34.2
nautilus-open-terminal-lang-0.17-1.2.87
nautilus-open-terminal-0.17-1.2.87
net-tools-1.60-725.32.2.1

ncurses-devel-5.6-90.55
ncurses-devel-32bit-5.6-90.55
netpbm-10.26.44-101.9.1
nautilus-lang-2.28.4-1.10.1
netcat-1.10-1005.22
ntp-4.2.4p8-1.16.1
notification-daemon-0.3.7-185.34.2
nautilus-cd-burner-lang-2.25.3-3.1.179
nautilus-cd-burner-2.25.3-3.1.179
netdate-1.2-713.22
nfsidmap-0.20-1.20
nfs-client-1.2.3-18.17.2
netcfg-11.2-0.5.2
nautilus-cd-burner-32bit-2.25.3-3.1.179
nautilus-2.28.4-1.10.1
nfs-doc-1.2.3-18.17.2
ncurses-utils-5.6-90.55
nscd-2.11.3-17.31.1
nautilus-32bit-2.28.4-1.10.1
nautilus-share-0.7.2-78.26.4
nautilus-share-lang-0.7.2-78.26.4
NetworkManager-glib-0.7.1_git20090811-3.20.5

O

openssl-0.9.8j-0.26.1
openssl-certs-0.9.8h-27.3.1
openslp-server-1.2.0-172.22.1
openwsman-client-2.2.3-0.6.5
opie-2.4-662.18.1
openc-0.11.6-5.27.1
openslp-1.2.0-172.22.1
orbit2-32bit-2.14.17-2.7.8
openwsman-server-2.2.3-0.6.5
openssh-5.1p1-41.51.1
openssh-askpass-5.1p1-41.51.1
opie-32bit-2.4-662.18.1
openslp-32bit-1.2.0-172.22.1
openldap2-client-2.4.26-0.12.1
openct-0.6.15-5.20
openc-32bit-0.11.6-5.27.1
orbit2-2.14.17-2.7.8
orarun-1.9-172.20.21.54
OpenIPMI-2.0.16-0.10.4

p

patch-2.5.9-252.22.2
perl-Parse-RecDescent-1.96.0-1.22
perl-PIRPC-0.2019-30.18
pinentry-0.7.5-61.33.1
python-xml-2.6.0-8.12.2
perl-DBD-SQLite-1.14-11.14
python-argparse-1.2.1-2.5.65
pam_mount-32bit-0.47-13.13.65
pciutils-3.0.1-2.29.1
python-gobject2-2.20.0-1.1.56

pango-1.26.2-1.3.1
pam-config-0.79-2.5.58
pam_mount-0.47-13.13.65
pulseaudio-module-x11-0.9.23-0.7.128
poppler-data-0.4.0-1.1.38
popt-1.7-37.46.15
procinfo-18-198.14
perl-XML-Writer-0.604-2.10
perl-Digest-SHA1-2.11-1.22
perl-XML-SAX-0.96-2.7
python-base-2.6.0-8.12.2
perl-Date-Calc-5.4-137.14
ppp-2.4.5.git-2.27.1
psmisc-22.7-7.1.40
pwdutils-3.2.15-0.13.1
python-orbit-2.14.3-137.26
permissions-2011.6.28-0.3.1
python-tk-2.6.0-8.12.2
perl-satsolver-0.42.0-6.7.31
parted-2.3-10.21.18
pcsc-lite-1.4.102-1.37.3
prctl-1.3-488.22
perl-base-5.10.0-64.55.1
perl-doc-5.10.0-64.55.1
perl-TimeDate-1.16-71.22
perl-HTML-Tagset-3.20-1.22
perl-Config-Crontab-1.21-73.21
perl-XML-LibXML-Common-0.13-70.7
pth-2.0.7-102.22
perl-IO-Socket-INET6-2.56-3.10.2.1
perl-Digest-HMAC-1.01-436.17
popt-32bit-1.7-37.46.15
perl-DBI-1.607-1.16
perl-XML-XPath-1.13-74.15
pciutils-32bit-3.0.1-2.29.1
perl-32bit-5.10.0-64.55.1
perl-IO-Socket-SSL-1.38-5.2.2
parted-32bit-2.3-10.21.18
pcre-32bit-7.8-2.18
python-numpy-1.3.0-1.1.42
pciutils-ids-2011.11.24-0.4.1
procmail-3.22-240.4.1
puppet-2.6.12-0.10.1
perl-Bootloader-0.4.89.37-0.6.1
python-gtksourceview-2.4.0-1.32
pm-utils-0.99.4.20071229-12.14.1
pulseaudio-0.9.23-0.7.128
pam-doc-1.1.5-0.10.17
pkg-config-0.23-1.22
pptp-1.7.2-1.22
perl-gettext-1.05-91.95
perl-URI-1.37-1.22
perl-Net-Daemon-0.43-1.21
perl-Config-IniFiles-2.39-1.22
perl-X500-DN-0.29-78.22

perl-Crypt-SmbHash-0.12-132.17
perl-XML-Parser-2.36-1.18
pcsc-lite-32bit-1.4.102-1.37.3
pam-1.1.5-0.10.17
perl-libwww-perl-5.816-2.23.1
pcre-7.8-2.18
perl-XML-Simple-2.18-1.15
python-numeric-24.2-195.17
python-pywbem-0.7-6.13
perl-TermReadKey-2.30-135.22
pm-profiler-0.1-28.7.1
pam-modules-32bit-11-1.22.1
perl-apparmor-2.5.1.r1445-55.57.47
pango-32bit-1.26.2-1.3.1
python-cairo-1.6.4-1.26
pam-modules-11-1.22.1
pcmciautils-015-2.23.18
postfix-2.5.13-0.17.4
python-gnome-menus-2.28.0.1-1.1.213
pulseaudio-esound-compatible-0.9.23-0.7.128
python-notify-0.1.1-5.1.126
python-gnome-2.22.0-67.32
providers-2006.11.21-105.21
pmtools-20071116-44.20.2.1
perl-5.10.0-64.55.1
perl-XML-NamespaceSupport-1.09-1.22
perl-Digest-MD4-1.5-1.22
perl-Bit-Vector-6.4-1.14
perl-NetxAP-0.02-604.22
pam-32bit-1.1.5-0.10.17
procps-3.2.7-151.20.1
perl-WWW-Curl-4.09-2.1.72
python-satsolver-0.42.0-6.7.31
polkit-default-privs-0.1_200812111413-3.6
pulseaudio-lang-0.9.23-0.7.128
pax-3.4-135.21
perl-Socket6-0.22-1.24.1
perl-Carp-Clan-6.00-1.16
perl-HTML-Parser-3.56-1.18.1
perl-Net-SSLeay-1.35-2.14
perl-XML-LibXML-1.66-1.14
python-2.6.0-8.12.2
perl-RPC-XML-0.60-28.14
poppler-tools-0.12.3-1.3.1
python-gtk-2.16.0-1.1.251
pulseaudio-utils-0.9.23-0.7.128
PolicyKit-gnome-libs-0.9.2-13.7.46
PackageKit-0.3.14-2.23.126
PolicyKit-0.9-14.39.1
PolicyKit-32bit-0.9-14.39.1
PolicyKit-gnome-libs-32bit-0.9.2-13.7.46
PolicyKit-gnome-0.9.2-13.7.46
PackageKit-lang-0.3.14-2.23.126
PolicyKit-doc-0.9-14.39.2

q

qt3-3.3.8b-88.21
quota-3.16-50.37.1
qt3-32bit-3.3.8b-88.21

r

ruby-1.8.7.p357-0.7.1
rsync-3.0.4-2.38.1
rpm-32bit-4.4.2.3-37.46.15
rpm-4.4.2.3-37.46.15
release-notes-sles-11.2.0.33-0.5.1
recode-3.6-635.18
rpcbind-0.1.6+git20080930-6.15
rsh-0.17-706.18.1
rcs-5.7-1005.22
reiserfs-3.6.21-1.13
readline-doc-5.2-147.9.13
rpm-python-4.4.2.3-37.46.7
rarian-0.8.1-5.17.9

s

sles-deployment_zh_CN-11.2-0.5.10
sblim-indication_helper-0.4.2-129.17
sqlite3-3.7.6.3-1.4.4.1
sles-release-11.2-1.234
syslinux-3.82-8.5.67
sysfsutils-32bit-2.1.0-102.25.1
sgml-skel-0.6-386.14
startup-notification-32bit-0.9-60.13
scim-32bit-1.4.7-166.32.117
sblim-cmpi-base-1.6.1-0.5.113
scim-tables-0.5.8-1.34.29
scim-bridge-gtk-0.4.15-7.24.19
splashy-0.3.8-106.21
sles-security_en-pdf-11.2-0.41.1
sash-3.7-170.1.30
screen-4.0.2-162.19.2.1
sblim-sfcc-2.2.1-0.4.6
sax2-ident-8.1-561.557.1
sles-admin_zh_CN-11.2-0.5.11
sles-manuals_en-11.2-0.41.1
suse-sam-data-0.8.3-0.5.9
star-1.5final-28.21.1
sharutils-4.6.3-3.19
susehelp_en-2007.08.22-80.18
samba-32bit-3.6.3-0.18.3
startup-notification-0.9-60.13
susehelp-2007.08.22-80.18
sudo-1.7.6p2-0.2.4.1
sysstat-8.1.5-7.32.1
sblim-wbemcli-1.6.1-1.1.84
satsolver-tools-0.17.4-0.5.12
scim-qtim-32bit-0.9.4-270.29
scout-0.1.0-29.9.29

scim-m17n-0.2.2-94.31
scim-bridge-qt-0.4.15-7.24.19
sax2-8.1-561.557.1
sax2-gui-8.1-561.557.1
sles-admin_en-pdf-11.2-0.41.1
sles-installquick_en-pdf-11.2-0.41.1
sles-tuning_en-pdf-11.2-0.41.1
snmp-mibs-5.4.2.1-8.12.6.1
sg3_utils-1.31-1.11.14
smartmontools-5.38.0.20081027-2.16.2.1
samba-client-32bit-3.6.3-0.18.3
setserial-2.17-716.22
sax2-tools-8.1-561.557.1
scim-bridge-gtk-32bit-0.4.15-7.24.19
suse-sam-0.8.3-0.5.10
scim-input-pad-0.1.1-163.31
scim-tables-zh-0.5.8-1.34.29
sax2-libsax-perl-8.1-561.557.1
sax2-libsax-8.1-561.557.1
sysconfig-0.71.47-0.7.1
suse-build-key-1.0-907.37.10
subscription-tools-1.0-0.13.85
syslog-ng-2.0.9-27.32.1
suspend-0.80.20081103-1.52.1
sles-storage_en-pdf-11.2-0.41.1
sles-release-DVD-11.2-1.234
strace-4.5.18-10.20.1
supportutils-1.20-0.28.27.1
sed-4.1.5-85.22
sysvinit-2.86-210.1
sblim-sfcb-1.3.11-0.13.27
smis-providers-1.0.0-10.36.202
scim-bridge-0.4.15-7.24.19
suseRegister-1.4-1.24.1
sles-deployment_en-pdf-11.2-0.41.1
sysfsutils-2.1.0-102.25.1
strace-32bit-4.5.18-10.20.1
scpm-1.1.7-1.19
sound-theme-freedesktop-0.2-1.17
shared-mime-info-0.51-14.8.32
scim-bridge-qt-32bit-0.4.15-7.24.19
scim-1.4.7-166.32.117
scim-qtim-0.9.4-270.29
scim-pinyin-0.5.91.20060705-160.33
samba-client-3.6.3-0.18.3
samba-3.6.3-0.18.3
system-config-printer-1.0.8-9.16.1
system-config-printer-lang-1.0.8-9.16.1
SuSEfirewall2-3.6_SVNr208-2.5.1
SDL-1.2.13-104.32

t

tcl-8.5.5-2.81
tk-32bit-8.5.5-3.14.1
tk-8.5.5-3.14.1

tff-arphic-ukai-0.1.20060928-2.9
telnet-1.2-134.22
terminfo-5.6-90.55
tunctl-20070815-10.22
tack-5.6-90.55
tcpd-32bit-7.6-856.13
texinfo-4.12-1.86
taglib-1.5-19.21
tcsd-6.15.00-93.33.1
tff-arphic-20001125-765.17
tightvnc-1.3.9-81.13.1
tcpdump-3.9.8-1.21
tango-icon-theme-0.8.1-2.33.1
tcl-32bit-8.5.5-2.81
tar-1.26-1.2.4.1
timezone-2011m-0.3.1
tff-arphic-gkai00mp-20001125-765.17
t1lib-5.1.1-100.19.1
tff-arphic-uming-0.1.20060928-2.9
tff-arphic-gbsn00lp-20001125-765.17
terminfo-base-5.6-90.55
tcpd-7.6-856.13

U

usbutils-004-1.13.13
utempter-32bit-0.5.5-106.20.1
unclutter-8-1044.20
unzip-6.00-11.7.1
uuid-runtime-2.19.1-6.29.3
utempter-0.5.5-106.20.1
ulimit-1.2-2.4.11
udev-147-0.47.2
util-linux-lang-2.19.1-6.29.3
util-linux-2.19.1-6.29.3
update-alternatives-1.14.19-1.22
unrar-3.80.2-2.8

V

vte-lang-0.22.5-0.2.1
vim-data-7.2-8.15.2
vte-doc-0.22.5-0.2.1
vim-base-7.2-8.15.2
vte-0.22.5-0.2.1
vino-2.28.1-2.3.1
vlan-1.9-62.24.1
vino-lang-2.28.1-2.3.1
vim-7.2-8.15.2
vlock-1.4-52.16

W

wget-1.11.4-1.15.1
wodim-1.1.8-3.32.3
w3m-0.5.2-132.2.1
wireless-tools-30.pre7-3.13.1

wxGTK-2.8.8.1-1.36
wdiff-0.5.2-756.21

X

xtermset-0.5.2-255.22
xorg-x11-libXp-7.4-1.14
xorg-x11-libXprintUtil-32bit-7.4-1.17
xdmbrd-0.6-92.16
xscreensaver-5.07-6.34.32
xorg-x11-server-extra-7.4-27.60.5
xorg-x11-libICE-7.4-1.15
xorg-x11-libxcb-7.4-1.20.34
xz-lang-5.0.3-0.12.1
xorg-x11-libfontenc-32bit-7.4-1.15
xorg-x11-libxcb-32bit-7.4-1.20.34
xorg-x11-libXt-32bit-7.4-1.17
xorg-x11-libXrender-7.4-1.14
xorg-x11-libXv-32bit-7.4-1.14
x86info-1.29-0.5.34
xorg-x11-xauth-7.4-9.47.1
xorg-x11-libs-7.4-8.26.32.1
xinetd-2.3.14-130.131.1
xorg-x11-driver-video-radeonhd-1.3.0_20100512_80ba041-1.8.55
xorg-x11-libXau-7.4-1.15
xdg-utils-1.0.2-36.18
xorg-x11-libSM-7.4-1.18
xorg-x11-libSM-32bit-7.4-1.18
xorg-x11-libxkbfile-32bit-7.4-1.14
xorg-x11-libXfixes-32bit-7.4-1.14
xorg-x11-libXt-7.4-1.17
xorg-x11-fonts-core-7.4-1.20
xorg-x11-libXv-7.4-1.14
xli-20061110-1.17
xorg-x11-fonts-7.4-1.20
xorg-x11-libXprintUtil-7.4-1.17
xorg-x11-libs-32bit-7.4-8.26.32.1
xorg-x11-7.4-9.47.1
xorg-x11-Xvnc-7.4-27.60.5
xorg-x11-libXdmp-7.4-1.15
xorg-x11-libXau-32bit-7.4-1.15
xfsprogs-3.1.6-0.7.1
xorg-x11-libX11-32bit-7.4-5.9.1
xorg-x11-libX11-7.4-5.9.1
xorg-x11-libXpm-32bit-7.4-1.17
xorg-x11-libxkbfile-7.4-1.14
xorg-x11-libXext-7.4-1.16.21
xorg-x11-libXmu-32bit-7.4-1.17
xorg-x11-libXmu-7.4-1.17
xaw3d-32bit-1.5E-408.13
xterm-238-1.16
xdg-menu-0.2-191.22
xlockmore-5.26.1-9.28.80
xorg-x11-driver-input-7.4-13.42.25
xz-5.0.3-0.12.1
xorg-x11-libICE-32bit-7.4-1.15

x11-tools-0.1-167.22
xorg-x11-libXrender-32bit-7.4-1.14
xorg-x11-libXfixes-7.4-1.14
xorg-x11-libXp-32bit-7.4-1.14
xaw3d-1.5E-408.13
xkeyboard-config-1.5-4.40.1
xorg-x11-driver-video-7.4.0.1-0.46.22
xorg-x11-libfontenc-7.4-1.15
xorg-x11-libXext-32bit-7.4-1.16.21
xorg-x11-libXpm-7.4-1.17
xorg-x11-server-7.4-27.60.5

y

yast2-trans-stats-2.15.0-2.17
yast2-country-data-2.17.51-0.5.180
yast2-libyui-2.21.1-2.5.93
yast2-xml-2.16.1-1.23
yast2-qt-pkg-2.21.4-2.5.56
yast2-packager-2.17.98-0.5.73
yast2-support-2.17.19-2.1.59
yast2-nfs-client-2.17.13-0.5.189
yast2-autofs-2.17.1-0.1.61
yast2-metapackage-handler-0.8.7-1.34
yast2-tune-2.17.7-1.28
yast2-dns-server-2.17.17-0.5.201
yast2-mail-2.17.6-0.9.15
yast2-add-on-2.17.28-0.5.95
yp-tools-2.12-0.2.5
yast2-theme-SLE-2.17.27-0.18.9
yast2-core-2.17.44-0.5.3
yast2-python-bindings-2.17.4-1.32.115
yast2-dbus-client-2.17.0-0.1.65
yast2-dbus-server-2.17.4-0.5.118
yast2-qt-2.21.5-1.5.29
yelp-lang-2.28.1-1.9.2.7
yast2-vm-2.17.8-0.5.63
yast2-country-2.17.51-0.5.180
yast2-runlevel-2.17.9-0.7.3
yast2-irda-2.17.3-0.1.85
yast2-add-on-creator-2.17.15-0.5.93
yast2-nis-client-2.17.8-0.1.1
yast2-update-2.17.23-0.5.40
yast2-storage-lib-2.17.126-0.5.3
yast2-ncurses-pkg-2.17.19-0.5.100
yelp-2.28.1-1.9.2.7
yast2-sound-2.17.19-0.7.3
yast2-ldap-2.17.6-0.5.131
yast2-tftp-server-2.17.1-1.37
yast2-slp-server-2.17.4-0.2.48
yast2-ntp-client-2.17.14-1.10.14
yast2-iscsi-server-2.17.10-0.7.3
yast2-ca-management-2.17.23-0.5.25
yast2-apparmor-2.17.12-0.5.73
yast2-registration-branding-SLE-2.17.35.3-0.5.87
yast2-control-center-gnome-2.13.4-1.4.14

yast2-kerberos-client-2.17.14-0.5.1
yast2-ldap-client-2.17.34-0.5.3
yast2-restore-2.17.6-0.7.3
yast2-nis-server-2.17.2-1.53
yast2-users-2.17.51-0.5.166
yast2-sudo-2.17.3-1.53
yast2-dhcp-server-2.17.6-0.4.2.21
yast2-dirinstall-2.17.4-0.5.238
yast2-trans-zh_CN-2.17.37-0.5.10
yast2-schema-2.17.5-0.5.42
yast2-mail-plugins-2.17.6-0.9.15
yast2-branding-SLES-2.17.0-1.11
yast2-nfs-common-2.17.7-1.1.2
yast2-hardware-detection-2.17.2-2.7.1
yast2-pkg-bindings-2.17.57-0.5.8
yast2-2.17.119-0.5.25
yast2-squid-2.17.11-0.3.46
yast2-mouse-2.16.1-19.38
yast2-x11-2.17.13.1-0.3.1
yast2-sshd-2.17.2-1.21
yast2-pam-2.17.3-0.5.211
yast2-isns-2.17.2-0.2.2
yast2-firewall-2.17.11-0.5.92
yast2-audit-laf-2.17.10-0.2.18
yast2-bootloader-2.17.86-0.5.20
yast2-iscsi-client-2.17.34-0.5.1
yast2-security-2.17.15-0.5.214
yast2-kdump-2.17.21-0.2.13
yast2-online-update-frontend-2.17.21-0.1.89
yast2-installation-2.17.99-0.5.22
yast2-ldap-server-2.17.42-0.5.96
yast2-inetd-2.17.3-1.53
yast2-repair-2.17.11-0.5.109
yast2-wagon-2.17.31-0.5.11
yast2-ycp-ui-bindings-2.21.1-2.5.107
yast2-perl-bindings-2.17.2-1.32.121
ypbind-1.22-1.17
yast2-storage-2.17.126-0.5.3
yast2-control-center-2.17.4-0.1.76
yast2-power-management-2.17.7-0.1.84
yast2-instserver-2.17.6-0.2.1.1
yast2-network-2.17.171-0.5.11
yast2-fingerprint-reader-2.17.7-0.1.201
yast2-registration-2.17.35.3-0.5.87
yast2-profile-manager-2.17.2-0.7.5
yast2-ftp-server-2.17.7-0.7.5
yast2-trans-en_US-2.17.32-0.5.1
yast2-ncurses-2.17.20-0.5.103
yast2-transfer-2.16.3-0.5.133
yast2-slp-2.16.0-1.37
yast2-printer-2.17.63-0.2.43
yast2-sysconfig-2.17.0-1.38
yast2-nfs-server-2.17.7-1.1.2
yast2-boot-server-2.14.0-276.38
yast2-online-update-2.17.21-0.1.89

yast2-http-server-2.17.13-0.7.4
yast2-samba-client-2.17.21-0.5.186
yast2-kerberos-server-2.17.8-0.6.2
yast2-samba-server-2.17.13-0.7.5
yast2-backup-2.17.11-0.7.4

Z

zenity-lang-2.28.0-1.1.230
zenity-2.28.0-1.1.230
zlib-32bit-1.2.3-106.34
zip-3.0-4.7.1
zsh-4.3.6-67.5
zypper-log-1.6.161-0.7.19
zisofs-tools-1.0.6-138.22
zlib-1.2.3-106.34
zypper-1.6.161-0.7.19

Environment:

Oracle WebLogic 10.3.6 (Generic Installer)
Oracle SOA Suite 11.1.1.6.0 (x86_64)
Oracle Web Tier Utilities 11.1.1.6.0 (x86_64)
OS : SLES 11 SP2 GM (x86_64)

End